



**Index**

- Market Outlook
- Cash Market Data
- Market Indicator
- Primary Mkt. Updates
- Pivot Levels
- Next Week Events

Particulars	Nifty	Sensex
52 Wk High	10490.45	33865.95
52 Wk Low	7893.80	25717.93
Close	10321.75	33314.56

Currency Update		
	CMP	Net Change
USDINR	65.31	0.89%
EURINR	76.12	0.82%

Institutional Activity ( Cr.)		
	FII	DII
Week	-4043.49	2880.37
Month (Nov.)	-11663.14	1789.35
Year (2017)	-36643.64	76067.59

Primary Market Update		
Company	Date	Price Band

**Technical View**

**Nifty Outlook :** In today's trade, markets remained in a narrow range throughout the day. Nifty PSU index surged 4% higher with SBI posting better than expected quarterly numbers. During the last week Nifty has made a high of 10490 and given a correction from this level up to 10254 and took support at 20 DEMA of 10284 on closing basis. Its immediate support is likely to be seen around 10280. Closes below this level next support is likely to be seen around 10170 to 10130. Its resistance is likely to be seen around 10350. Closes above this level next resistance is likely to be seen around 10450 to 10490.

**USDINR Outlook (65.31):** During the last week USDINR has made a higher bottom formation and closed above 200 DEMA of 65.22. Its resistance is likely to be seen around 65.70 to 66.10 for next week. Its support is likely to be seen around 65.05 and 64.90 for next week.

**EURINR Outlook (76.12) :** During the last week EURINR has given a bounce from 75.21 to 76.15. Its resistance is likely to be seen around 76.30. Closes above this level it can go up to around 76.75 to 77.10 for next week. Its support is likely to be seen around 75.70 and 75.10 for next week.

**Dollar Index Outlook (94.28) :** During the last week DX has made a high of 95.07 and given a correction from this level up to 94.15. Its immediate support is likely to be seen around 93.75 and 92.90. Its resistance is likely to be seen around 95.10 and 95.75 for next week.

**Market Outlook**

THE WEEK THAT WAS

Market snaps 5-week gains

Stocks retreated from higher levels on profit booking. In the week ended Friday, 10 November 2017, the Sensex fell 371 points or 1.1% to settle at 33,314.56. The Nifty 50 index fell 130.75 points or 1.25% to settle at 10,321.75. Markets registered losses for the first time in six weeks. Shares of Lupin, Reliance Industries and Bharti Airtel dropped sharply during the week.

The S&P BSE Mid-Cap index declined 150.42 points or 0.9% to settle at 16,562.69. The S&P BSE Small-Cap index declined 212.21 points or 1.19% to settle at 17,643.82.

On the macro front, the provisional figures of direct tax collections up to October 2017 showed that net collections were at Rs 4.39 lakh crore, which is 15.2% higher than the net collections for the corresponding period of last year. Net direct tax collections represent 44.8% of the total budget estimates of direct taxes for FY 2017-2018 (Rs 9.8 lakh crore). Gross collections (before adjusting for refunds) increased by 10.7% to Rs 5.28 lakh crore during April-October 2017. Refunds amounting to Rs 89507 crore were issued during April 2017 to October 2017, Ministry of Finance said in a statement after market hours on 7 November 2017.

On the global front, minutes from the Bank of Japan's (BoJ) September meeting released on Monday, 6 November 2017 showed most policymakers thought the central bank should keep its current policy guidelines. Meanwhile, Japan's service sector grew at its fastest pace in two years in October as new orders rose sharply in a strong start to the fourth quarter. The Nikkei-Markit services purchasing managers' index rose to 53.4 in October, up from 51 in the previous month and its strongest since August 2015.

China's trade surplus widened in October from the previous month. China's overall trade surplus climbed to \$38.2 billion from September's \$28.5 billion, according to data released Wednesday by the General Administration of Customs. China's exports rose 6.1% in October from a year earlier, compared with an 8.1% increase in September. Imports expanded 17.2%, compared with a gain of 18.7% in September.

China's consumer inflation accelerated in October, rising to a nine-month high, as smaller declines in food prices weighed less on overall inflation, official data showed on 9 November 2017. China's consumer price index increased 1.9% in October from a year earlier, compared with a 1.6% gain in September, the National Bureau of Statistics said.

US payrolls data provided a mixed picture of the strength of the labor market, though distortions from the hurricanes in August made it difficult to draw firm conclusions. The US economy added 261,000 jobs in October and the unemployment rate was 4.1% as labor conditions returned to normal following the storm-weakened September.

WEEK AHEAD

Quarterly earnings, macroeconomic data to dictate market trend

Quarterly earnings of India Inc, macroeconomic data, trend in global markets, investment by foreign portfolio investors (FPIs) and domestic institutional investors (DIIs), the movement of rupee against the dollar and crude oil price movement will dictate trend on the bourses in week ahead.

Among prominent companies scheduled to announce their quarterly results, Coal India and L&T will announce their Q2 results on Saturday, 11 November 2017. Adani Ports & Special Economic Zone and NTPC will announce their Q2 results on Monday, 13 November 2017. Eicher Motors, GAIL (India) and Sun Pharmaceuticals Industries will unveil their Q2 results on Tuesday, 14 November 2017.

On macro front, the government will announce industrial production data for September 2017 after market hours on Monday, 13 November 2017. Industrial production rose 4.3% year-on-year in August 2017, following a downwardly revised 0.9% gain in July 2017.

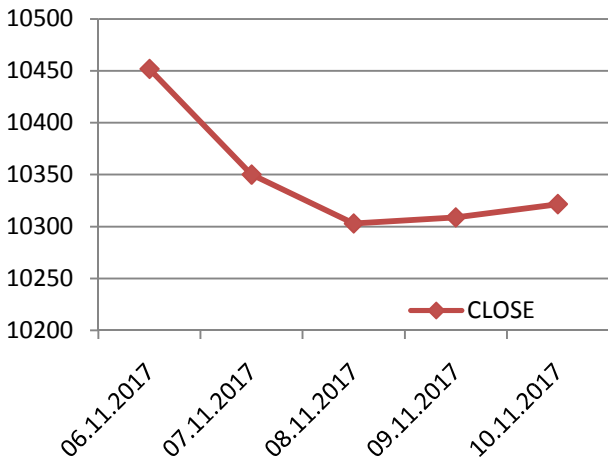
The government will also announce after market hours on Monday, 13 November 2017, inflation data based on consumer price index (CPI) for October 2017. CPI rose 3.28% in September 2017, unchanged from August 2017.

The government will announce inflation data based on wholesale price index (WPI) for October 2017 during market hours on Tuesday, 14 November 2017. WPI rose 2.6% year-on-year in September 2017, following a 3.24% increase in August 2017.

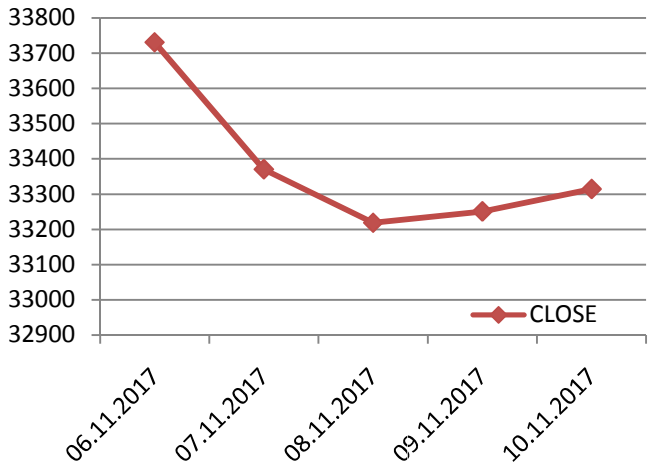
On the global front, China will release industrial production data for October 2017 on Tuesday, 14 November 2017. China's industrial production rose 6.6% year-on-year in September 2017, following a 6% gain in August 2017. On Wednesday, 15 November 2017, Japan will announce GDP data for Q3. The Japanese economy expanded at an annualised rate of 2.5%, faster than a 1.2% growth in the March quarter.

## CASH MARKET DATA

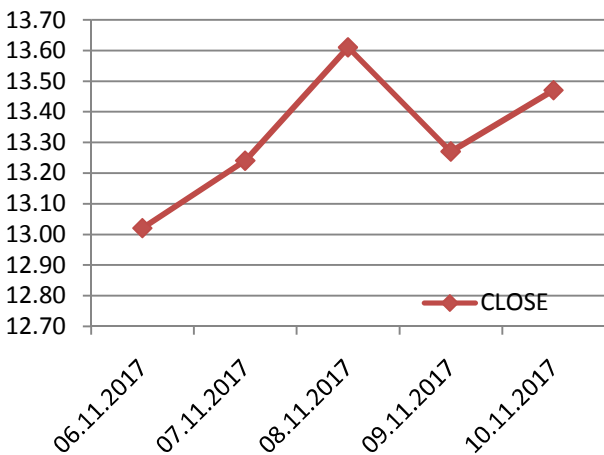
### Nifty



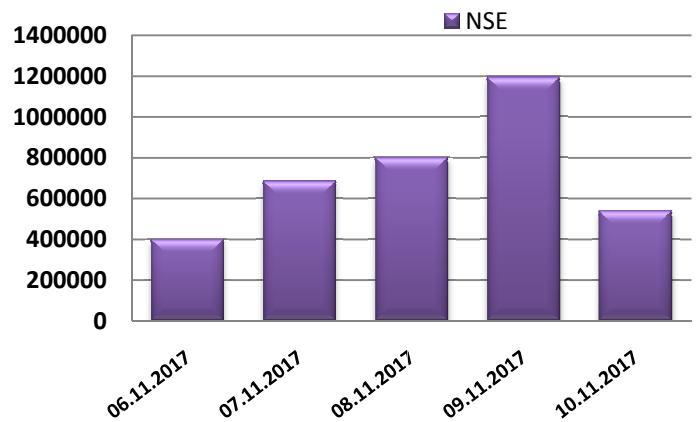
### Sensex



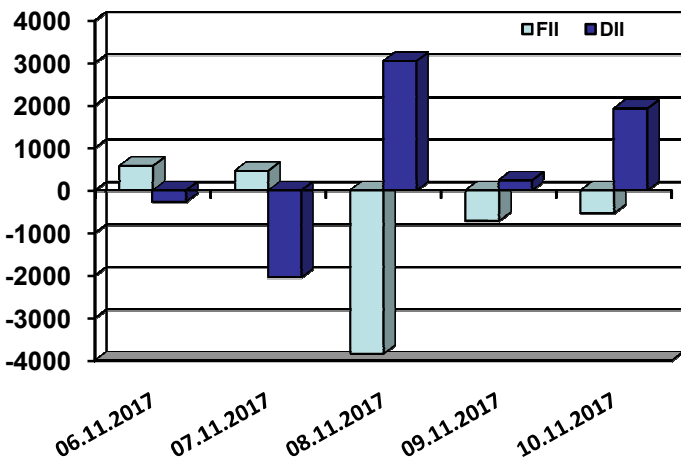
### VIX



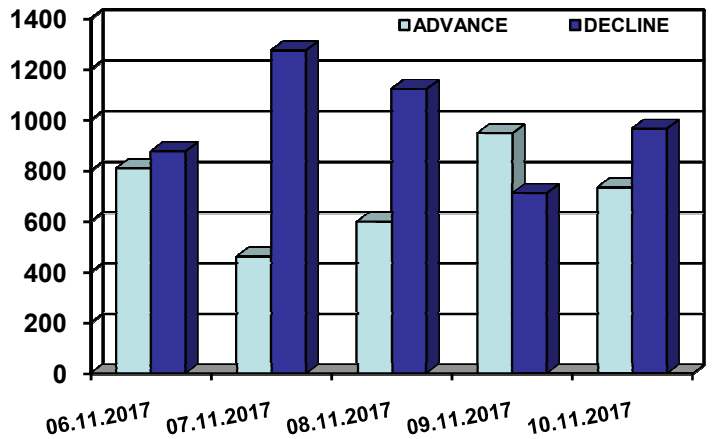
### Turnover (Rs. Cr.)



### FII/DII (Cr)



### Advance/Decline



## WEEKLY CHANGE IN MARKET INDICATORS

Indices	10.11.2017	03.11.2017	Chg (Pts)	% Chg
NIFTY	10321.75	10452.50	-130.75	-1.25%
SENSEX	33314.56	33685.56	-371.00	-1.10%
BSEMIDCAP	16562.68	16713.10	-150.42	-0.90%
BSESMLCAP	17643.82	17856.02	-212.20	-1.19%
BSE-100	10767.96	10903.37	-135.41	-1.24%
BSE-200	4537.46	4592.14	-54.68	-1.19%
BSE-IPO	4697.33	4693.27	4.06	0.09%

## WEEKLY CHANGE IN SECTOR INDICES

Indices	10.11.2017	03.11.2017	Chg (Pts)	% Chg
* BSE AUTO INDEX	24931.75	25267.72	-335.97	-1.33%
* BSE BANKEX	28920.88	29092.14	-171.26	-0.59%
* BSE CAPITAL GOODS	18736.09	18601.39	134.70	0.72%
* BSE CONSUMER DUR	20524.51	18602.22	1922.29	10.33%
* BSE FMCG INDEX	10353.34	10305.86	47.48	0.46%
* BSE HEALTHCARE	13858.87	14530.34	-671.47	-4.62%
* BSE IT SECTOR	10732.62	10383.01	349.61	3.37%
* BSE METAL INDEX	14633.62	14943.80	-310.18	-2.08%

## WEEKLY CHANGE IN WORLD INDICES

Indices	10.11.2017	03.11.2017	Chg (Pts)	% Chg
DOW JONES	23422.21	23539.18	-116.97	-0.50%
NASDAQ COMPOSITE	6750.93	6764.43	-13.50	-0.20%
FTSE	7432.99	7560.35	-127.36	-1.68%
NIKKEI	22681.41	22539.11	142.30	0.63%
BOVESPA	72165.64	73915.42	-1749.78	-2.37%
HANG SENG	29120.91	28603.60	517.31	1.81%

## PRIMARY MARKET UPDATES

Company	Issue Size (Cr)	Open	Close	Offer Price
-	-	-	-	-
-	-	-	-	-

## 52 WEEKS HIGH/LOW

Scrip	Rate	H/L	Prev H/L on
MOTHERSUMI	369.1	H	7-Nov-17
ITDCEM	210.9	H	9-Nov-17
AVANTIFEED	2917	H	27-Oct-17
TVSMOTOR	713.1	H	31-Oct-17
MARUTI	8234.9	H	6-Nov-17
ULTRACEMCO	4490.9	H	16-May-17
TCS	2726	H	7-Nov-17
NAUKRI	1217.95	H	7-Nov-17
MINDAIND	972	H	7-Nov-17
ASTRAL	774	H	6-Nov-17

## ALL TIME HIGH/LOW

Scrip	Rate	H/L	Prev H/L on
CHOLAFIN	1276.8	H	8-Nov-17
EIDPARRY	376.95	H	8-Nov-17
ESSELPACK	290.7	H	9-Nov-17
SCHAEFFLER	5257	H	8-Nov-17
FINCABLES	639.65	H	2-Nov-17
HSIL	481	H	9-Nov-17
GILLETTE	6125	H	11-Jul-17
TRENT	325	H	17-Oct-17
PGHH	8850	H	9-Nov-17
SOMANYCERA	878.8	H	27-Sep-17

## INCREASE IN OPEN INTEREST

Symbol	Expiry Date	Last Price	Chg (Rs)	Chg (%)	Open Interest	MWPL Reached (%)	Change in OI (%)
JPASSOCIAT	30-Nov-17	18.5	1.20	6.94%	193766000	10336000	5.63%
SBIN	30-Nov-17	333.95	18.15	5.75%	67650000	4128000	6.50%
IDFC	30-Nov-17	62.85	1.85	3.03%	142652400	3036000	2.17%
AXISBANK	30-Nov-17	547.5	4.35	0.80%	48679200	2968800	6.49%
SAIL	30-Nov-17	81.7	3.05	3.88%	67572000	2076000	3.17%

## DECREASE IN OPEN INTEREST

Symbol	Expiry Date	Last Price	Chg (Rs)	Chg (%)	Open Interest	MWPL Reached (%)	Change in OI (%)
RCOM	30-Nov-17	14	-1.00	-6.67%	110194000	-4900000	-4.26%
JISLJALEQS	30-Nov-17	96.05	-8.75	-8.35%	46935000	-3537000	-7.01%
NHPC	30-Nov-17	28.05	0.20	0.72%	44091000	-2106000	-4.56%
BHARTIARTL	30-Nov-17	504.6	-0.80	-0.16%	47040700	-1815600	-3.72%
ICICIBANK	30-Nov-17	318.2	5.90	1.89%	84909000	-1773750	-2.05%

## INCREASE IN OI IN CALLS

Symbol	Expiry Date	Option Type	Strike Price	Last Price	Turnover Premium (Lacs)	Open Interest	Open Int Chg
SBIN	30-Nov-17	CE	330	14.05	3666.24	3072000	-2487000
SUZLON	30-Nov-17	CE	17.5	0.3	82.65	39240000	1110000
SAIL	30-Nov-17	CE	90	1.25	287.73	7224000	-156000
ICICIBANK	30-Nov-17	CE	320	7.75	642.98	2381500	-500500
TATAMOTORS	30-Nov-17	CE	450	7	714.74	4105500	738000

## INCREASE IN OI IN PUTS

Symbol	Expiry Date	Option Type	Strike Price	Last Price	Turnover Premium (Lacs)	Open Interest	Open Int Chg
SBIN	30-Nov-17	PE	320	6.65	1826.54	3096000	1533000
SAIL	30-Nov-17	PE	75	1.25	113.72	2184000	-528000
ICICIBANK	30-Nov-17	PE	310	5.15	257.47	2563000	49500
TATAMOTORS	30-Nov-17	PE	420	12.25	460.75	1842000	115500
PFC	30-Nov-17	PE	130	5.85	159.54	1734000	-120000

## LEVELS FOR NIFTY STOCKS

Security Name	HBP	2R	1R	CLOSE	ATP	1S	2S	LBP	Up/Down
ADANIPTS	445.65	440.55	436.30	432.05	431.20	426.95	421.85	417.60	UP
AMBUJACEM	278.73	276.37	273.23	270.10	270.87	267.73	265.37	262.23	DOWN
ASIANPAINT	1230.57	1212.73	1195.67	1178.60	1177.83	1160.77	1142.93	1125.87	UP
AUROPHARMA	860.33	832.17	786.13	740.10	757.97	711.93	683.77	637.73	DOWN
AXISBANK	568.18	558.57	551.68	544.80	542.07	535.18	525.57	518.68	UP
BAJAJ-AUTO	3385.30	3330.15	3291.75	3253.35	3236.60	3198.20	3143.05	3104.65	UP
BAJFINANCE	1803.53	1786.27	1765.63	1745.00	1748.37	1727.73	1710.47	1689.83	DOWN
BPCL	524.50	520.40	516.25	512.10	512.15	508.00	503.90	499.75	DOWN
BHARTIARTL	526.42	519.08	511.27	503.45	503.93	496.12	488.78	480.97	DOWN
INFRATEL	443.23	437.92	432.33	426.75	427.02	421.43	416.12	410.53	DOWN
BOSCHLTD	21928.70	21553.55	21005.30	20457.05	20630.15	20081.90	19706.75	19158.50	DOWN
CIPLA	637.17	629.33	619.32	609.30	611.48	601.47	593.63	583.62	DOWN
COALINDIA	297.98	292.72	288.53	284.35	283.27	279.08	273.82	269.63	UP
DRREDDY	2411.73	2395.82	2371.83	2347.85	2355.92	2331.93	2316.02	2292.03	DOWN
EICHERMOT	31432.41	31183.68	30867.66	30551.65	30618.93	30302.91	30054.18	29738.16	DOWN
GAIL	477.30	470.50	463.80	457.10	457.00	450.30	443.50	436.80	UP
HCLTECH	896.02	888.48	877.77	867.05	870.23	859.52	851.98	841.27	DOWN
HDFC	1753.47	1739.73	1724.62	1709.50	1710.88	1695.77	1682.03	1666.92	DOWN
HDFCBANK	1856.20	1845.50	1833.75	1822.00	1823.05	1811.30	1800.60	1788.85	DOWN
HEROMOTOCO	3714.07	3674.53	3639.82	3605.10	3600.28	3565.57	3526.03	3491.32	UP
HINDPETRO	450.43	442.92	429.88	416.85	422.37	409.33	401.82	388.78	DOWN
HINDALCO	273.38	270.22	267.13	264.05	263.97	260.88	257.72	254.63	UP
HINDUNILVR	1366.78	1333.02	1311.83	1290.65	1278.07	1256.88	1223.12	1201.93	UP
ICICIBANK	337.93	331.07	324.78	318.50	317.92	311.63	304.77	298.48	UP
IBULHSGFIN	1255.03	1245.32	1235.18	1225.05	1225.47	1215.33	1205.62	1195.48	DOWN
IOC	403.73	400.22	397.53	394.85	394.02	391.33	387.82	385.13	UP
INDUSINDBK	1694.83	1684.07	1672.18	1660.30	1661.42	1649.53	1638.77	1626.88	DOWN
INFY	981.95	973.15	967.60	962.05	958.80	953.25	944.45	938.90	UP
ITC	270.60	267.90	264.80	261.70	262.10	259.00	256.30	253.20	DOWN
KOTAKBANK	1023.52	1016.13	1004.77	993.40	997.38	986.02	978.63	967.27	DOWN
LT	1345.55	1310.25	1287.60	1264.95	1252.30	1229.65	1194.35	1171.70	UP
LUPIN	857.90	851.90	842.60	833.30	836.60	827.30	821.30	812.00	DOWN
M&M	1485.95	1449.05	1421.00	1392.95	1384.10	1356.05	1319.15	1291.10	UP
MARUTI	8365.77	8300.33	8241.92	8183.50	8176.48	8118.07	8052.63	7994.21	UP
NTPC	180.97	179.68	178.12	176.55	176.83	175.27	173.98	172.42	DOWN
ONGC	197.35	195.00	193.05	191.10	190.70	188.75	186.40	184.45	UP
POWERGRID	218.90	215.45	213.40	211.35	209.95	207.90	204.45	202.40	UP
RELIANCE	918.55	909.75	896.80	883.85	888.00	875.05	866.25	853.30	DOWN
SBIN	373.87	356.18	344.87	333.55	327.18	315.87	298.18	286.87	UP
SUNPHARMA	543.90	539.05	533.45	527.85	528.60	523.00	518.15	512.55	DOWN
TATAMOTORS	453.28	446.12	434.33	422.55	427.17	415.38	408.22	396.43	DOWN
TATASTEEL	721.73	715.22	708.73	702.25	702.22	695.73	689.22	682.73	UP
TCS	2758.03	2742.02	2725.38	2708.75	2709.37	2692.73	2676.72	2660.08	DOWN
TECHM	511.78	504.77	497.88	491.00	490.87	483.98	476.97	470.08	UP
ULTRACEMCO	4665.40	4578.15	4514.50	4450.85	4427.25	4363.60	4276.35	4212.70	UP
UPL	762.90	755.70	745.40	735.10	738.20	727.90	720.70	710.40	DOWN
VEDL	337.48	332.42	328.13	323.85	323.07	318.78	313.72	309.43	UP
WIPRO	310.77	307.38	305.02	302.65	301.63	299.27	295.88	293.52	UP
YESBANK	316.53	313.22	308.63	304.05	305.32	300.73	297.42	292.83	DOWN
ZEEL	614.47	580.58	561.67	542.75	527.78	508.87	474.98	456.07	UP

## RESULT CALENDAR

Symbol	Result Date	Symbol	Result Date	Symbol	Result Date	Symbol	Result Date	Symbol	Result Date
KGL	12-Nov-17	RENUKA	13-Nov-17	POLYPLEX	14-Nov-17	TOKYOPLAST	14-Nov-17	BRFL	14-Nov-17
BRITANNIA	12-Nov-17	APOLLOHOSP	13-Nov-17	BHARATRAS	14-Nov-17	NAHARSPING	14-Nov-17	GAIL	14-Nov-17
HUBTOWN	12-Nov-17	GILLETTE	13-Nov-17	JYOTISTRUC	14-Nov-17	GTLINFRA	14-Nov-17	GRASIM	14-Nov-17
SKMEGGPROD	13-Nov-17	UTTAMSTL	13-Nov-17	PNCINFRA	14-Nov-17	RUCHISOYA	14-Nov-17	VOLTAMP	14-Nov-17
ORICONENT	13-Nov-17	DCMFINSERV	13-Nov-17	JMTAUTOLDT	14-Nov-17	GAYAPROJ	14-Nov-17	ESL	14-Nov-17
GOKULAGRO	13-Nov-17	PARABDRUGS	13-Nov-17	IPCALAB	14-Nov-17	VIKASECO	14-Nov-17	ASHIANA	14-Nov-17
UNITEDBNK	13-Nov-17	SONATSOFTW	13-Nov-17	MTNL	14-Nov-17	BURNPUR	14-Nov-17	RELCAPITAL	14-Nov-17
PFS	13-Nov-17	JMCPROJECT	13-Nov-17	ESSDEE	14-Nov-17	LITL	14-Nov-17	JBFIND	14-Nov-17
SHK	13-Nov-17	MMFL	13-Nov-17	PROVOGE	14-Nov-17	JKIL	14-Nov-17	3MINDIA	14-Nov-17
DHANBANK	13-Nov-17	AKSHOPTFBR	13-Nov-17	MRPL	14-Nov-17	BHANDARI	14-Nov-17	ESSARSHPNG	14-Nov-17
ADANIPTS	13-Nov-17	MARKSANS	13-Nov-17	COX&KINGS	14-Nov-17	PANACEABIO	14-Nov-17	MOIL	14-Nov-17
PVP	13-Nov-17	PBAINFRA	13-Nov-17	ASAHISONG	14-Nov-17	DBREALTY	14-Nov-17	MCDHOLDING	14-Nov-17
MUNJALAU	13-Nov-17	GSS	13-Nov-17	KWALITY	14-Nov-17	HINDCOMPOS	14-Nov-17	NAVKARCORP	14-Nov-17
SURYAROSNI	13-Nov-17	AARTIDRUGS	13-Nov-17	SUNPHARMA	14-Nov-17	JSL	14-Nov-17	DAAWAT	14-Nov-17
ASTRAL	13-Nov-17	JINDALPOLY	13-Nov-17	MEP	14-Nov-17	KNRCON	14-Nov-17	PEPL	14-Nov-17
VHL	13-Nov-17	NOIDATOLL	13-Nov-17	JPASSOCIAT	14-Nov-17	LEEL	14-Nov-17	BHUSANSTL	14-Nov-17
NECCLTD	13-Nov-17	NMDC	13-Nov-17	ORIENTALTL	14-Nov-17	INDRAMEDCO	14-Nov-17	DIAPOWER	14-Nov-17
TASTYBITE	13-Nov-17	PRABHAT	13-Nov-17	GLOBOFFS	14-Nov-17	NCC	14-Nov-17	BASML	14-Nov-17
NTPC	13-Nov-17	SHIVAMAUTO	13-Nov-17	MSPL	14-Nov-17	CADILAHC	14-Nov-17	METALFORGE	14-Nov-17
MFSL	13-Nov-17	FELDVR	13-Nov-17	EMMBI	14-Nov-17	MERCATOR	14-Nov-17	TREEHOUSE	14-Nov-17
PCJEWELLER	13-Nov-17	SHYAMTEL	13-Nov-17	IVRCLINFRA	14-Nov-17	ITDC	14-Nov-17	VINDHYATEL	14-Nov-17
ADANIENT	13-Nov-17	FEL	13-Nov-17	GANESHHOUC	14-Nov-17	EROSMEDIA	14-Nov-17	HONAUT	14-Nov-17
SHLAKSHMI	13-Nov-17	CLNINDIA	13-Nov-17	SALASAR	14-Nov-17	GMRINFRA	14-Nov-17	IFCI	14-Nov-17
SHALPAINTS	13-Nov-17	SCHNEIDER	13-Nov-17	PAEL	14-Nov-17	ROHITFERRO	14-Nov-17	ARIES	14-Nov-17
RAJESHXPO	13-Nov-17	BGREENERGY	13-Nov-17	MBECL	14-Nov-17	CONSOFINVT	14-Nov-17	ADVENZYMES	14-Nov-17
TVSSRICHAK	13-Nov-17	SHILPAMED	13-Nov-17	SHAKTIPUMP	14-Nov-17	ADHUNIK	14-Nov-17	BILPOWER	14-Nov-17
NEXTMEDIA	13-Nov-17	PHOENIXLTD	13-Nov-17	PRATIBHA	14-Nov-17	RESPONIND	14-Nov-17	ADSL	14-Nov-17
KOTHARIPRO	13-Nov-17	EMKAY	13-Nov-17	HANUNG	14-Nov-17	APEX	14-Nov-17	NITINSPIN	14-Nov-17
TIDEWATER	13-Nov-17	SADBHAV	13-Nov-17	TATAGLOBAL	14-Nov-17	VIVIMEDLAB	14-Nov-17	OMAXE	14-Nov-17
BLUEBLEND	13-Nov-17	PRECAM	13-Nov-17	KAUSHALYA	14-Nov-17	SMPL	14-Nov-17	NAHARINDUS	14-Nov-17
SUNTECK	13-Nov-17	TNPL	13-Nov-17	HPL	14-Nov-17	SRSLTD	14-Nov-17	DBL	14-Nov-17
GAMMININFRA	13-Nov-17	SURANAIND	13-Nov-17	SAKHTISUG	14-Nov-17	SELMCL	14-Nov-17	PANORAMUNI	15-Nov-17
BSELINFRA	13-Nov-17	INDHOTEL	13-Nov-17	KARURVYSYA	14-Nov-17	KALYANI	14-Nov-17	DIGJAMLTD	15-Nov-17
EMCO	13-Nov-17	AKSHARCHEM	13-Nov-17	OPTOCIRCU	14-Nov-17	KANORICHEM	14-Nov-17	HMT	15-Nov-17
STERTOOLS	13-Nov-17	KALPATPOWR	13-Nov-17	CANDC	14-Nov-17	FORTIS	14-Nov-17	WONDERLA	15-Nov-17
MANINFRA	13-Nov-17	SANGHVIMOV	13-Nov-17	BANKBARODA	14-Nov-17	POWERMECH	14-Nov-17	UNIVCABLES	15-Nov-17
ALKALI	13-Nov-17	JAINSTUDIO	13-Nov-17	DIXON	14-Nov-17	MANPASAND	14-Nov-17	AUTOAXLES	15-Nov-17
DHANUKA	13-Nov-17	MANINDS	13-Nov-17	JKTYRE	14-Nov-17	GUJNREDVR	14-Nov-17	SUMEETINDS	15-Nov-17
RMCL	13-Nov-17	IDEA	13-Nov-17	POCHIRAJU	14-Nov-17	HDIL	14-Nov-17	SOMANYCERA	15-Nov-17
DYNPRO	13-Nov-17	FIRSTWIN	13-Nov-17	ANDHRACEMT	14-Nov-17	SGL	14-Nov-17	TDPOWERSYS	15-Nov-17
REPCOHOME	13-Nov-17	RNAM	13-Nov-17	IBREALEST	14-Nov-17	SHANKARA	14-Nov-17	MRO-TEK	15-Nov-17
BLUECHIP	13-Nov-17	BAJAJHIND	13-Nov-17	STEL	14-Nov-17	SIMPLEXINF	14-Nov-17	CARERATING	15-Nov-17
PGHH	13-Nov-17	JAYNECOIND	13-Nov-17	JINDALPHOT	14-Nov-17	STAMPEDE	14-Nov-17	PODDARMENT	16-Nov-17
ZYDUSWELL	13-Nov-17	VLSFINANCE	14-Nov-17	KOHINOOR	14-Nov-17	HINDUJAVEN	14-Nov-17	MUKANDENGG	16-Nov-17
MADHUCON	13-Nov-17	GITANJALI	14-Nov-17	PSB	14-Nov-17	CORPBANK	14-Nov-17	GATI	16-Nov-17
BIGBLOC	13-Nov-17	ANANTRAJ	14-Nov-17	GODREJIND	14-Nov-17	GULFPETRO	14-Nov-17	XPROINDIA	16-Nov-17
AZZINFRA	13-Nov-17	OISL	14-Nov-17	INFINITE	14-Nov-17	RELIGARE	14-Nov-17	MATRIMONY	16-Nov-17
KEI	13-Nov-17	INFIBEAM	14-Nov-17	BATAINDIA	14-Nov-17	BANCOINDIA	14-Nov-17	MUKANDLTD	16-Nov-17
DCW	13-Nov-17	BIOFILCHEM	14-Nov-17	MERCK	14-Nov-17	NAHARCAP	14-Nov-17	AHLUCONT	16-Nov-17
GICRE	13-Nov-17	CCHHL	14-Nov-17	ARCHIDPLY	14-Nov-17	UNITECH	14-Nov-17	HONDAPOWER	16-Nov-17
SATIN	13-Nov-17	CEATLTD	14-Nov-17	CASTEXTTECH	14-Nov-17	EICHERMOT	14-Nov-17	SALZERELEC	17-Nov-17
STARCEMENT	13-Nov-17	ONELIFECAP	14-Nov-17	NAHARPOLY	14-Nov-17	DEEPIIND	14-Nov-17	MAYURUNIQ	17-Nov-17
DHARSUGAR	13-Nov-17	SPAL	14-Nov-17	ICIL	14-Nov-17	NBCC	14-Nov-17	FACT	17-Nov-17
GSPL	13-Nov-17	NLCINDIA	14-Nov-17	NTL	14-Nov-17	PFOCUS	14-Nov-17	SCHAND	17-Nov-17
JKPAPER	13-Nov-17	ICSA	14-Nov-17	ROLLT	14-Nov-17	GUJNRECOKE	14-Nov-17	ZENTEC	18-Nov-17

## NEXT WEEK MAJOR ECONOMIC EVENTS

Time	Cur.	Imp.	Event	Forecast	Previous
<b>Tuesday, November 14, 2017</b>					
7:30:00 AM	CNY		Industrial Production (YoY) (Oct)	6.30%	6.60%
12:30:00 PM	EUR		German GDP (QoQ) (Q3)	0.60%	0.60%
3:00:00 PM	GBP		CPI (YoY) (Oct)	3.10%	3.00%
3:30:00 PM	EUR		German ZEW Economic Sentiment (Nov)	20	17.6
7:00:00 PM	USD		PPI (MoM) (Oct)	0.10%	0.40%
<b>Wednesday, November 15, 2017</b>					
All Day		Holiday	Brazil - Republic Day		
5:20:00 AM	JPY		GDP (QoQ) (Q3)	0.30%	0.60%
3:00:00 PM	GBP		Average Earnings Index +Bonus (Sep)	2.10%	2.20%
3:00:00 PM	GBP		Claimant Count Change (Oct)	2.0K	1.7K
7:00:00 PM	USD		Core CPI (MoM) (Oct)	0.20%	0.10%
7:00:00 PM	USD		Core Retail Sales (MoM) (Oct)	0.20%	1.00%
7:00:00 PM	USD		Retail Sales (MoM) (Oct)	0.10%	1.60%
9:00:00 PM	USD		Crude Oil Inventories		2.237M
<b>Thursday, November 16, 2017</b>					
6:00:00 AM	AUD		Employment Change (Oct)	15.0K	19.8K
3:00:00 PM	GBP		Retail Sales (MoM) (Oct)	0.10%	-0.80%
3:30:00 PM	EUR		CPI (YoY) (Oct)	1.40%	1.40%
7:00:00 PM	USD		Philadelphia Fed Manufacturing Index (Nov)	24.1	27.9
<b>Friday, November 17, 2017</b>					
7:00:00 PM	USD		Building Permits (Oct)	1.243M	1.225M
7:00:00 PM	CAD		Core CPI (MoM) (Oct)		0.20%

## CORPORATE ACTION

Symbol	Series	Face Value(Rs.)	Purpose	Ex-Date	Record Date	BC Start Date	BC End Date
GPPL	EQ	10	Interim Dividend - Rs 1.70 Per Share	13-Nov-17	14-Nov-17	-	-
LTI	EQ	1	Interim Dividend - Rs 8/- Per Share	13-Nov-17	14-Nov-17	-	-
SUNDRMFAST	EQ	1	Interim Dividend - Rs 1.90 Per Share	13-Nov-17	14-Nov-17	-	-
LTTS	EQ	2	Interim Dividend - Rs 4/- Per Share	14-Nov-17	15-Nov-17	-	-
SHRIRAMCIT	EQ	10	Interim Dividend - Rs 6/- Per Share	14-Nov-17	15-Nov-17	-	-
DCMSHRIRAM	EQ	2	Interim Dividend - Rs 4/- Per Share	16-Nov-17	17-Nov-17	-	-
BHARATFORG	EQ	2	Interim Dividend Rs 2/- Per Share	16-Nov-17	18-Nov-17	-	-
BALKRISIND	EQ	2	Interim Dividend - Rs 2.50 Per Share	16-Nov-17	17-Nov-17	-	-
NILKAMAL	EQ	10	Interim Dividend	16-Nov-17	18-Nov-17	-	-
MANAPPURAM	EQ	2	Interim Dividend - Re 0.50 Per Share	16-Nov-17	17-Nov-17	-	-
PAGEIND	EQ	10	Interim Dividend Rs 35/- Per Share	16-Nov-17	17-Nov-17	-	-
KITEX	EQ	1	Interim Dividend - Re 0.75 Per Share	16-Nov-17	17-Nov-17	-	-
AMRUTANJAN	EQ	2	Interim Dividend	16-Nov-17	17-Nov-17	-	-
MENONBE	EQ	1	Interim Dividend	16-Nov-17	17-Nov-17	-	-
GABRIEL	EQ	1	Interim Dividend	16-Nov-17	18-Nov-17	-	-
GDL	EQ	10	Interim Dividend	16-Nov-17	17-Nov-17	-	-
HARITASEAT	EQ	10	Interim Dividend	16-Nov-17	17-Nov-17	-	-
HESTERBIO	EQ	10	Interim Dividend	16-Nov-17	17-Nov-17	-	-
SUNTV	EQ	5	Interim Dividend	17-Nov-17	20-Nov-17	-	-
VIPCLOTHNG	EQ	2	Rights 1:4 @ Premium Rs 24/-	17-Nov-17	20-Nov-17	-	-



Address:  
4<sup>th</sup> Floor, Baid House, 1, Tara Nagar,  
Ajmer Road, Jaipur - 302006,  
Tel. Ph. 0141- 4050515  
Email- [research@tradeswift.net](mailto:research@tradeswift.net)

SEBI Reg. No. : INB 231248536/ INB 011248532/INE 261248536 NSE Code No. : 12485, BSE Code No. : 6284, MCXSX Code No.: 47000, FMC Reg. No. : NCDEX/TCM/Corp/0278, NCDEX TM ID: 00142, FMC Reg. No. : MCX/TCM/Corp/0853, MCX TM ID: 10790

*Disclaimer:*  
*This Document has been prepared by Tradeswift Broking Pvt. Ltd., for use by the recipient only and not for circulation. The information and opinions contained in the document have been compiled from sources believed to be reliable. Tradeswift Broking Pvt. Ltd., does not warrant its accuracy, completeness and correctness. This report is for your guidance only. Tradeswift Broking Pvt. Ltd. Or any of its director/employee/signatories or any other person will not be responsible for any trade done based on the report mentioned above. Tradeswift Broking Pvt. Ltd has no personal trading interest in any of the scrips detailed above. Trading in commodities is facilitated through associate companies : Tradeswift Commodities Private Limited (NCDEX) and Tradeswift Derivatives Private Limited (MCX)*