



Index

- Market Outlook
- Cash Market Data
- Market Indicator
- Primary Mkt. Updates
- Pivot Levels
- Next Week Events

Particulars	Nifty	Sensex
52 Wk High	10490.45	33865.95
52 Wk Low	7893.80	25717.93
Close	10283.60	33342.80

Currency Update		
	CMP	Net Change
USDINR	65.11	-0.30%
EURINR	76.86	0.97%

Institutional Activity (Cr.)		
	FII	DII
Week	2791.2	2913.41
Month (Nov.)	-8871.94	4702.76
Year (2017)	-33852.44	78981

Primary Market Update		
Company	Date	Price Band

Technical View

Nifty Outlook :In today's trade markets witnessed a gap up opening after Mood's raised India's credit rating from Baa3 to Baa2. During the last week Nifty has made a low of 10094 and took support at 50 DEMA of 10142 and given a bounce from this level up to 10343 and closed above 20 DEMA of 10254. Its immediate support is likely to be seen around 10230. Closes below this level next support is likely to be seen around 10150 to 10090. Its resistance is likely to be seen around 10330 to 10410.

USDINR Outlook (65.11) : During the last week USDINR has made a high of 65.67 and given a correction from this level up to 64.73 and took support at previous support of 64.65 and given a bounce up to 65.15. Its resistance is likely to be seen around 65.25 and 65.70 for next week. Its support is likely to be seen around 64.90 and 64.65 for next week.

EURINR Outlook (76.86) : During the last week EURINR has made a high of 77.47 and given a correction from this level up to 76.39 and took support at 20 DEMA of 76.39 and given a bounce from this level up to 76.90. Its support is likely to be seen around 76.50 to 76.30. Its resistance is likely to be seen around 77.10 and 77.50 for next week.

Dollar Index Outlook (93.57) : During the last week DX has made a lower top formation and given a correction from 94.54 to 93.30 and closed below 20 DEMA of 94.05. Its support is likely to be seen around 93.30 and 92.90. Closes below 92.90 next support is likely to be seen around 92.25 and 92.10. Its resistance is likely to be seen around 94.30 and 94.90 for next week.

Market Outlook

THE WEEK THAT WAS

Sensex ends with small gains

Market ended the week on a mixed note. The Sensex registered minor gains while the Nifty settled with small losses. The key benchmark indices declined in three out of five trading sessions of the week. Selling was triggered as the possibility of the central bank cutting interest rates next month was dampened after India's inflation picked up in October.

The selling pressure dragged the Sensex to its lowest closing level in more than three weeks and the Nifty to its lowest closing level in five weeks on Wednesday, 15 November 2017. The market, however, recovered due to bargain hunting in the last two trading sessions.

On the macro front, data released by the government after market hours on Friday, 10 November 2017, showed that India's index of industrial production (IIP) rose 3.8% in September 2017 over September 2016. The IIP growth in August 2017 was at 4.5%.

Data released by the government after market hours on Monday, 13 November 2017, showed that India's inflation based on consumer price index (CPI) has accelerated to 3.58% in October 2017, mainly driven by higher prices of food and fuel. In September, the CPI inflation was 3.28%.

Data released by the government during market hours on Tuesday, 14 November 2017, showed that the annual rate of inflation, based on monthly wholesale price index (WPI), stood at 3.59% (provisional) for the month of October 2017 as compared to 2.6% (provisional) for the previous month and 1.27% during the corresponding month of the previous year.

Data released by the government after market hours on Tuesday, 14 November 2017 showed that India's trade deficit widened to \$14.01 billion in October 2017 as against the deficit of \$11.13 billion during October 2016. Exports fell 1.1% in October while imports grew by 7.6%.

The Goods and Services Tax (GST) Council, at its meeting held on Friday, 10 November 2017, at Guwahati, announced rationalization of the tax structure. With regard to recommendations on the composition scheme, a uniform rate of tax of 1% under composition scheme was recommended for manufacturers and traders (for traders, turnover will be counted only for supply of taxable goods). No change for composition scheme for restaurants. Annual turnover eligibility for composition scheme will be increased to Rs 2 crore from the present limit of Rs 1 crore under the law. Thereafter, eligibility for composition will be increased to Rs 1.5 crore per annum.

The Council recommended major relief in GST rates on certain goods and services. These recommendations spread across many sectors and across commodities. As per these recommendations, the list of 28% GST rated goods was recommended to be pruned substantially, from 224 tariff headings to only 50 tariff headings including 4 headings which have been partially reduced to 18%.

Further, the Council recommended changes in GST rates on a number of goods, so as to rationalise the rate structure with a view to minimise classification disputes.

The changes in the rates of GST came into effect from 15 November 2017. A press release to this effect was issued by the government after market hours on Wednesday, 15 November 2017.

Meanwhile, the Union Cabinet chaired by the Prime Minister Narendra Modi on Thursday, 16 November 2017, gave its approval for the creation of the posts of Chairman and Technical Members of the National Anti-profiteering Authority (NAA) under GST, following up immediately on 15th November's sharp reduction in the GST rates of a large number of items of mass consumption. This paves the way for the immediate establishment of this apex body, which is mandated to ensure that the benefits of the reduction in GST rates on goods or services are passed on to the ultimate consumers by way of a reduction in prices, a press release issued by the government on Thursday, 16 November 2017, said.

WEEK AHEAD

Global cues will be watched

Traders will focus on the trend in global markets, investment by foreign portfolio investors (FPIs) and domestic institutional investors (DIIs) next week. Crude oil prices will be keenly tracked as oil prices have firmed up recently after a major political shakeup in Saudi Arabia.

India imports majority of its crude requirements and a rise in crude oil prices increases concerns on fiscal deficit, inflation and gives lesser room for the government to boost growth through spending on infrastructure. Meanwhile, a weak rupee raises the cost of importing crude oil.

On the global front, US Existing Home Sales data, which measures the change in the annualised number of existing residential buildings that were sold during the prior month, will be unveiled on Tuesday, 21 November 2017.

The US stock market will remain shut on Thursday, 23 November 2017, for Thanksgiving Day. The Japan stock market will remain shut on Thursday, 23 November 2017, for Labour Thanksgiving Day.

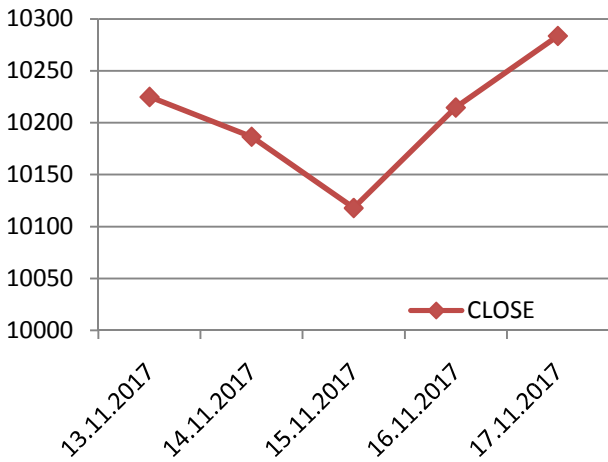
Germany's Q3 Gross Domestic Product (GDP) data will be unveiled on Thursday, 23 November 2017.

Germany's Manufacturing Purchasing Managers Index (PMI) data for November will be unveiled on Thursday, 23 November 2017.

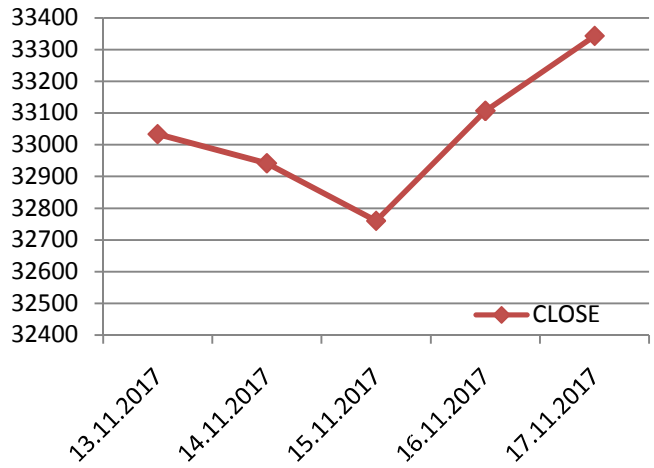
UK's Q3 GDP data will be unveiled on Thursday, 23 November 2017.

CASH MARKET DATA

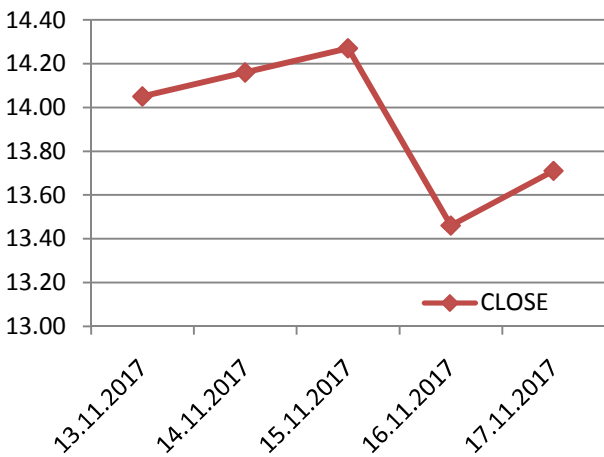
Nifty



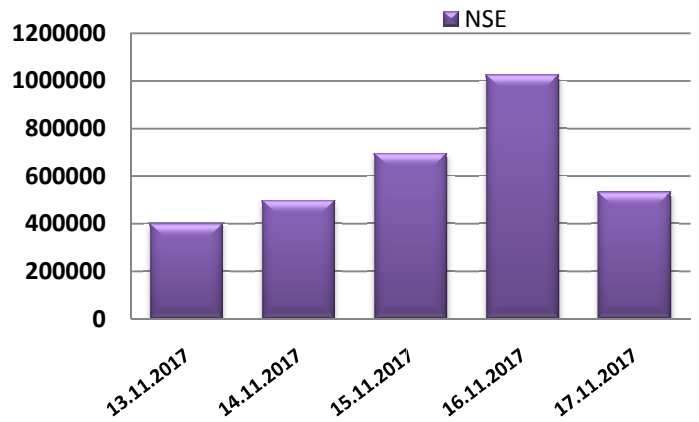
Sensex



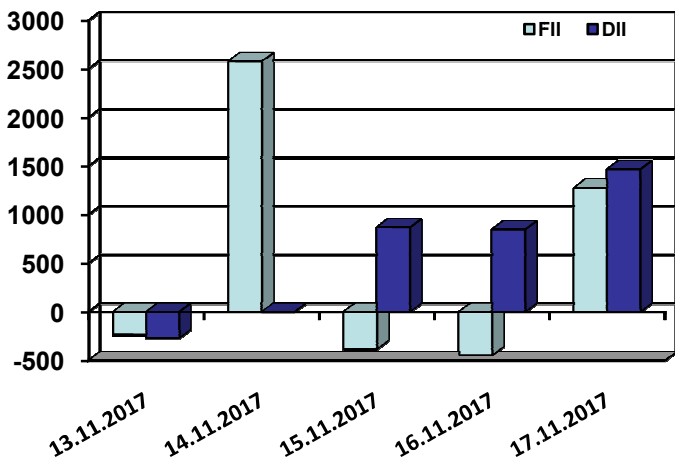
VIX



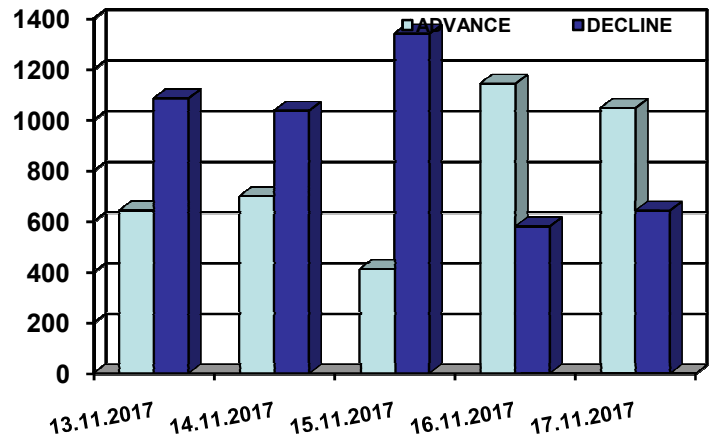
Turnover (Rs. Cr.)



FII/DII (Cr)



Advance/Dcline



WEEKLY CHANGE IN MARKET INDICATORS

Indices	17.11.2017	10.11.2017	Chg (Pts)	% Chg
NIFTY	10283.60	10321.75	-38.15	-0.37%
SENSEX	33342.80	33314.56	28.24	0.08%
BSEMIDCAP	16673.33	16562.68	110.65	0.67%
BSESMILCAP	17605.13	17643.82	-38.69	-0.22%
BSE-100	10743.37	10767.96	-24.59	-0.23%
BSE-200	4530.48	4537.46	-6.98	-0.15%
BSE-IPO	4630.06	4697.33	-67.27	-1.43%

WEEKLY CHANGE IN SECTOR INDICES

Indices	17.11.2017	10.11.2017	Chg (Pts)	% Chg
* BSE AUTO INDEX	25069.78	24931.75	138.03	0.55%
* BSE BANKEX	29241.85	28920.88	320.97	1.11%
* BSE CAPITAL GOODS	18236.00	18736.09	-500.09	-2.67%
* BSE CONSUMER DUR	20336.24	20524.51	-188.27	-0.92%
* BSE FMCG INDEX	10260.46	10353.34	-92.88	-0.90%
* BSE HEALTHCARE	13742.46	13858.87	-116.41	-0.84%
* BSE IT SECTOR	10732.34	10732.62	-0.28	0.00%
* BSE METAL INDEX	14248.55	14633.62	-385.07	-2.63%

WEEKLY CHANGE IN WORLD INDICES

Indices	17.11.2017	10.11.2017	Chg (Pts)	% Chg
DOW JONES	23358.24	23422.21	-63.97	-0.27%
NASDAQ COMPOSITE	6782.79	6750.93	31.86	0.47%
FTSE	7380.68	7432.99	-52.31	-0.70%
NIKKEI	22396.80	22681.41	-284.61	-1.25%
BOVESPA	73437.28	72165.64	1271.64	1.76%
HANG SENG	29199.03	29120.91	78.12	0.27%

PRIMARY MARKET UPDATES

Company	Issue Size (Cr)	Open	Close	Offer Price
-	-	-	-	-
-	-	-	-	-

52 WEEKS HIGH/LOW

Scrip	Rate	H/L	Prev H/L on
SUNDARMFN	1904.9	H	10-Nov-17
HONAUT	17741.3	H	15-Nov-17
SOMANYCERA	880	H	27-Sep-17
SRTRANSFIN	1313.45	H	2-Nov-17
SONATSOFTW	212.55	H	19-Jan-17
MARUTI	8362.45	H	11-Jun-17
TCS	2748.1	H	13-Nov-17
RATNAMANI	1012	H	16-Nov-17
GRINDWELL	499	H	3-Nov-17
PAGEIND	24479.9	H	16-Nov-17

ALL TIME HIGH/LOW

Scrip	Rate	H/L	Prev H/L on
BALKRISIND	2161.95	H	16-Nov-17
BASF	1969.9	H	16-Nov-17
3MINDIA	16666	H	6-Nov-17
BRITANNIA	4829.85	H	13-Nov-17
CARBORUNIV	383.9	H	15-Nov-17
DCMSHRIRAM	573.5	H	16-Nov-17
SCHAEFFLER	5212	H	8-Nov-17
HINDUNILVR	1297.4	H	13-Nov-17
GILLETTE	6078	H	7-Nov-17
SBIN	346.7	H	26-Oct-17

INCREASE IN OPEN INTEREST

Symbol	Expiry Date	Last Price	Chg (Rs)	Chg (%)	Open Interest	MWPL Reached (%)	Change in OI (%)
HDIL	30-Nov-17	64.25	3.95	6.55%	37088000	5960000	19.15%
TATAPOWER	30-Nov-17	89.5	4.40	5.17%	38583000	4842000	14.35%
DLF	30-Nov-17	224.65	14.80	7.05%	49785000	3450000	7.45%
NHPC	30-Nov-17	27.05	-0.05	-0.18%	48843000	2214000	4.75%
ONGC	30-Nov-17	178.35	-1.65	-0.92%	42922500	1511250	3.65%

DECREASE IN OPEN INTEREST

Symbol	Expiry Date	Last Price	Chg (Rs)	Chg (%)	Open Interest	MWPL Reached (%)	Change in OI (%)
RCOM	30-Nov-17	12.3	0.55	4.68%	98490000	-8400000	-7.86%
BANKBARODA	30-Nov-17	183.65	0.50	0.27%	44747500	-6230000	-12.22%
IDFC	30-Nov-17	61.35	0.30	0.49%	141042000	-3154800	-2.19%
SUNPHARMA	30-Nov-17	519.15	7.95	1.56%	42727200	-2689600	-5.92%
JSWSTEEL	30-Nov-17	267.4	7.35	2.83%	48957000	-2292000	-4.47%

INCREASE IN OI IN CALLS

Symbol	Expiry Date	Option Type	Strike Price	Last Price	Turnover Premium (Lacs)	Open Interest	Open Int Chg
DLF	30-Nov-17	CE	220	10.25	1286.41	2505000	-330000
HDIL	30-Nov-17	CE	65	3.3	510.6	3952000	736000
SBIN	30-Nov-17	CE	350	5.4	1045.26	5244000	1098000
DLF	30-Nov-17	CE	230	5.7	764.11	2760000	1525000
TATAPOWER	30-Nov-17	CE	90	2.3	259.92	4131000	-1368000

INCREASE IN OI IN PUTS

Symbol	Expiry Date	Option Type	Strike Price	Last Price	Turnover Premium (Lacs)	Open Interest	Open Int Chg
DLF	30-Nov-17	PE	210	2.85	402.24	3010000	1940000
SBIN	30-Nov-17	PE	330	5.45	467	2364000	-39000
PNB	30-Nov-17	PE	190	6.8	313.47	2663500	266000
SAIL	30-Nov-17	PE	75	1.15	54.15	2868000	-372000
BANKBARODA	30-Nov-17	PE	180	4.2	179.09	1256500	227500

LEVELS FOR NIFTY STOCKS

Security Name	HBP	2R	1R	CLOSE	ATP	1S	2S	LBP	Up/Down
ADANIPTS	414.30	409.65	405.30	400.95	400.65	396.30	391.65	387.30	UP
AMBUJACEM	284.83	282.37	278.43	274.50	275.97	272.03	269.57	265.63	DOWN
ASIANPAINT	1216.03	1204.97	1188.13	1171.30	1177.07	1160.23	1149.17	1132.33	DOWN
AUROPHARMA	734.95	728.90	718.85	708.80	712.80	702.75	696.70	686.65	DOWN
AXISBANK	569.87	563.63	553.02	542.40	546.78	536.17	529.93	519.32	DOWN
BAJAJ-AUTO	3290.98	3268.72	3237.78	3206.85	3215.52	3184.58	3162.32	3131.38	DOWN
BAJFINANCE	1849.10	1833.05	1810.20	1787.35	1794.15	1771.30	1755.25	1732.40	DOWN
BPCL	520.40	513.70	508.85	504.00	502.15	497.30	490.60	485.75	UP
BHARTIARTL	517.52	511.73	502.62	493.50	496.83	487.72	481.93	472.82	DOWN
INFRADEL	399.37	394.08	387.12	380.15	381.83	374.87	369.58	362.62	DOWN
BOSCHLTD	20000.52	19775.23	19370.57	18965.90	19145.28	18740.62	18515.33	18110.67	DOWN
CIPLA	629.67	622.28	615.42	608.55	608.03	601.17	593.78	586.92	UP
COALINDIA	279.20	276.30	274.55	272.80	271.65	269.90	267.00	265.25	UP
DRREDDY	2405.98	2381.47	2352.03	2322.60	2327.52	2298.08	2273.57	2244.13	DOWN
EICHERMOT	31204.60	31022.25	30864.85	30707.45	30682.50	30525.10	30342.75	30185.35	UP
GAIL	466.43	461.32	453.03	444.75	447.92	439.63	434.52	426.23	DOWN
HCLTECH	869.00	862.60	851.30	840.00	844.90	833.60	827.20	815.90	DOWN
HDFC	1752.60	1736.30	1720.90	1705.50	1704.60	1689.20	1672.90	1657.50	UP
HDFCBANK	1863.33	1850.82	1838.18	1825.55	1825.67	1813.03	1800.52	1787.88	DOWN
HERMOTOCO	3752.43	3724.72	3677.93	3631.15	3650.22	3603.43	3575.72	3528.93	DOWN
HINDPETRO	429.87	425.33	420.07	414.80	415.53	410.27	405.73	400.47	DOWN
HINDALCO	268.90	266.05	262.45	258.85	259.60	256.00	253.15	249.55	DOWN
HINDUNILVR	1319.37	1308.38	1293.27	1278.15	1282.28	1267.17	1256.18	1241.07	DOWN
ICICIBANK	338.92	335.63	330.37	325.10	327.08	321.82	318.53	313.27	DOWN
IBULHSGFIN	1226.67	1214.63	1199.32	1184.00	1187.28	1171.97	1159.93	1144.62	DOWN
IOC	406.37	402.68	398.92	395.15	395.23	391.47	387.78	384.02	DOWN
INDUSINDBK	1661.33	1648.97	1640.43	1631.90	1628.07	1619.53	1607.17	1598.63	UP
INFY	1002.93	994.22	982.58	970.95	973.87	962.23	953.52	941.88	DOWN
ITC	262.33	260.67	259.33	258.00	257.67	256.33	254.67	253.33	UP
KOTAKBANK	1046.33	1038.17	1030.68	1023.20	1022.52	1015.03	1006.87	999.38	UP
LT	1260.95	1250.20	1236.50	1222.80	1225.75	1212.05	1201.30	1187.60	DOWN
LUPIN	850.07	844.98	837.27	829.55	832.18	824.47	819.38	811.67	DOWN
M&M	1436.83	1430.92	1423.83	1416.75	1417.92	1410.83	1404.92	1397.83	DOWN
MARUTI	8545.65	8454.05	8401.20	8348.35	8309.60	8256.75	8165.15	8112.30	UP
NTPC	183.65	181.85	179.70	177.55	177.90	175.75	173.95	171.80	DOWN
ONGC	187.97	185.73	181.67	177.60	179.43	175.37	173.13	169.07	DOWN
POWERGRID	211.98	210.97	209.78	208.60	208.77	207.58	206.57	205.38	DOWN
RELIANCE	938.10	931.50	921.70	911.90	915.10	905.30	898.70	888.90	DOWN
SBIN	354.83	350.77	344.13	337.50	340.07	333.43	329.37	322.73	DOWN
SUNPHARMA	534.92	528.53	522.82	517.10	516.43	510.72	504.33	498.62	UP
TATAMOTORS	430.95	427.20	424.50	421.80	420.75	418.05	414.30	411.60	UP
TATASTEEL	724.30	716.80	709.00	701.20	701.50	693.70	686.20	678.40	DOWN
TCS	2780.23	2764.17	2735.73	2707.30	2719.67	2691.23	2675.17	2646.73	DOWN
TECHM	514.70	507.85	496.20	484.55	489.35	477.70	470.85	459.20	DOWN
ULTRACEMCO	4438.30	4393.75	4330.40	4267.05	4285.85	4222.50	4177.95	4114.60	DOWN
UPL	755.63	748.67	736.43	724.20	729.47	717.23	710.27	698.03	DOWN
VEDL	320.65	317.00	312.30	307.60	308.65	303.95	300.30	295.60	DOWN
WIPRO	302.18	300.52	297.83	295.15	296.17	293.48	291.82	289.13	DOWN
YESBANK	321.27	317.83	311.97	306.10	308.53	302.67	299.23	293.37	DOWN
ZEEL	552.67	548.23	541.87	535.50	537.43	531.07	526.63	520.27	DOWN

RESULT CALENDAR

Symbol	Result Date	Symbol	Result Date	Symbol	Result Date	Symbol	Result Date
CYBERTECH	20-Nov-17	CLEDUCATE	21-Nov-17	MANAKALUCO	22-Nov-17	KTIL	23-Nov-17
VIDEOIND	20-Nov-17	TALBROAUTO	21-Nov-17	LYKALABS	22-Nov-17	ALKYLAMINE	23-Nov-17
SORILHOLD	20-Nov-17	PATSPINLTD	21-Nov-17	RML	22-Nov-17	DBSTOCKBRO	24-Nov-17
TCPLPACK	20-Nov-17	MANAKSTEEL	21-Nov-17	KOTHARIPET	22-Nov-17	VIDHIING	24-Nov-17
SURANACORP	20-Nov-17	MANAKSIA	21-Nov-17	KOTARISUG	22-Nov-17	SAKSOFT	24-Nov-17
MIRCELECTR	20-Nov-17	LAMBODHARA	21-Nov-17	GARWALLROP	22-Nov-17	RBL	24-Nov-17
METALFORGE	20-Nov-17	JHS	21-Nov-17	CMICABLES	22-Nov-17	RAJSRESUG	24-Nov-17
MANGALAM	20-Nov-17	IMPAL	21-Nov-17	20MICRONS	22-Nov-17	KINGFA	24-Nov-17
OISL	20-Nov-17	GISOLUTION	21-Nov-17	DENORA	22-Nov-17	ELGIRUBCO	24-Nov-17
ROLLT	20-Nov-17	GENESYS	21-Nov-17	BEDMUTHA	23-Nov-17	EXCELINDUS	24-Nov-17
RANEENGINE	20-Nov-17	GARDENSILK	21-Nov-17	SKIPPER	23-Nov-17	CAREERP	24-Nov-17
KERNEX	20-Nov-17	GTNTEX	21-Nov-17	SIEMENS	23-Nov-17	BBL	24-Nov-17
INSECTICID	20-Nov-17	ASIANILES	22-Nov-17	STARPAPER	23-Nov-17	GOLDIAM	25-Nov-17
GRAVITA	20-Nov-17	SIS	22-Nov-17	REVATHI	23-Nov-17	TRIL	25-Nov-17
CASTEXTech	20-Nov-17	NEULANDLAB	22-Nov-17	MONSANTO	23-Nov-17	PALREDTEC	25-Nov-17
BALKRISHNA	20-Nov-17	MANAKCOAT	22-Nov-17	MANUGRAPH	23-Nov-17	OCCL	25-Nov-17

NEXT WEEK MAJOR ECONOMIC EVENTS

Time	Cur.	Imp.	Event	Forecast	Previous
Monday, November 20, 2017					
All Day		Holiday	Brazil - Black Awareness Day		
7:30:00 PM	EUR		ECB President Draghi Speaks		
Tuesday, November 21, 2017					
6:00:00 AM	AUD		RBA Meeting Minutes		
8:30:00 PM	USD		Existing Home Sales (Oct)	5.43M	5.39M
Wednesday, November 22, 2017					
4:30:00 AM	USD		Fed Chair Yellen Speaks		
7:00:00 PM	USD		Core Durable Goods Orders (MoM) (Oct)	0.50%	0.70%
9:00:00 PM	USD		Crude Oil Inventories	-2.200M	1.854M
Thursday, November 23, 2017					
All Day		Holiday	United States - Thanksgiving Day		
All Day		Holiday	Japan - Labour Thanksgiving Day		
12:30:00 AM	USD		FOMC Meeting Minutes		
12:30:00 PM	EUR		German GDP (QoQ) (Q3)	0.80%	
2:00:00 PM	EUR		German Manufacturing PMI (Nov)	60.3	60.6
3:00:00 PM	GBP		GDP (QoQ) (Q3)	0.40%	0.40%
3:00:00 PM	GBP		GDP (YoY) (Q3)	1.50%	1.50%
6:00:00 PM	EUR		ECB Publishes Account of Monetary Policy Meeting		
7:00:00 PM	CAD		Core Retail Sales (MoM) (Sep)	1.00%	-0.70%
Friday, November 24, 2017					
	Holiday		United States - The Day After Thanksgiving - Early close at 13:00		
2:30:00 PM	EUR		German Ifo Business Climate Index (Nov)	116.5	116.7

COPRPORATE ACTION

Symbol	Series	Face Value(Rs.)	Purpose	Ex-Date	Record Date	BC Start Date	BC End Date
ASTRAL	EQ	1	Interim Dividend - Re 0.25 Per Share (Purpose Revised)	20-Nov-17	21-Nov-17	-	-
SEQUENT	EQ	2	Interim Dividend - Re 0.20 Per Share	20-Nov-17	21-Nov-17	-	-
TRITURBINE	EQ	1	Interim Dividend - Re 0.45 Per Share	20-Nov-17	21-Nov-17	-	-
SONATSOFTW	EQ	1	Interim Dividend - Rs 3.75 Per Share (Purpose Revised)	20-Nov-17	21-Nov-17	-	-
TIDEWATER	EQ	5	Interim Dividend - Rs 75/- Per Share (Purpose Revised)	20-Nov-17	21-Nov-17	-	-
AMARAJABAT	EQ	1	Interim Dividend Rs 2/- Per Share	20-Nov-17	21-Nov-17	-	-
LALPATHLAB	EQ	10	Interim Dividend Rs 1.50 Per Share	20-Nov-17	21-Nov-17	-	-
GRANULES	EQ	1	Interim Dividend Re 0.25 Per Share	20-Nov-17	21-Nov-17	-	-
AUROPHARMA	EQ	1	Interim Dividend Rs 1.50 Per Share	21-Nov-17	22-Nov-17	-	-
MRF	EQ	10	Interim Dividend - Rs 3/- Per Share	21-Nov-17	22-Nov-17	-	-
JAMNAAUTO	EQ	1	Interim Dividend - Re 0.30 Per Share	21-Nov-17	22-Nov-17	-	-
DCMFINSERV	EQ	10	Annual General Meeting	22-Nov-17	-	24-Nov-17	30-Nov-17
SHILPI	EQ	10	Annual General Meeting	22-Nov-17	-	24-Nov-17	30-Nov-17
GULPOLY	EQ	1	Interim Dividend - Rs 0.40 Per Share	23-Nov-17	24-Nov-17	-	-
FOSECOIND	EQ	10	Interim Dividend - Rs 7/- Per Share (Purpose Revised)	23-Nov-17	25-Nov-17	-	-
SALASAR	EQ	10	Interim Dividend - Re 1/- Per Share (Purpose Revised)	23-Nov-17	24-Nov-17	-	-
POLYPLEX	EQ	10	Dividend - Rs 5/- Per Share	23-Nov-17	24-Nov-17	-	-
TODAYS	EQ	10	Annual General Meeting	23-Nov-17	-	26-Nov-17	29-Nov-17
SUPERSPIN	EQ	1	Annual General Meeing	23-Nov-17	-	25-Nov-17	1-Dec-17
BHAGERIA	EQ	5	Annual General Meeting/Dividend - Rs 5/- Per Share	24-Nov-17	-	28-Nov-17	1-Dec-17
AMTEKAUTO	EQ	2	Annual General Meeting	24-Nov-17	-	28-Nov-17	30-Nov-17



Address:

4th Floor, Baid House, 1, Tara Nagar,
Ajmer Road, Jaipur - 302006,
Tel. Ph. 0141- 4050515
Email- research@tradeswift.net

SEBI Reg. No. : INB 231248536/ INB 011248532/INE 261248536 NSE Code No. : 12485, BSE Code No. : 6284, MCX SX Code No.: 47000, FMC Reg. No. : NCDEX/TCM/Corp/0278, NCDEX TM ID: 00142, FMC Reg. No. : MCX/TCM/Corp/0853, MCX TM ID: 10790

Disclaimer:

This Document has been prepared by Tradeswift Broking Pvt. Ltd., for use by the recipient only and not for circulation. The information and opinions contained in the document have been compiled from sources believed to be reliable. Tradeswift Broking Pvt. Ltd., does not warrant its accuracy, completeness and correctness. This report is for your guidance only. Tradeswift Broking Pvt. Ltd. Or any of its director/employee/signatories or any other person will not be responsible for any trade done based on the report mentioned above. Tradeswift Broking Pvt. Ltd has no personal trading interest in any of the scrips detailed above. Trading in commodities is facilitated through associate companies : Tradeswift Commodities Private Limited (NCDEX) and Tradeswift Derivatives Private Limited (MCX)