



**Index**

- Market Outlook
- Cash Market Data
- Market Indicator
- Primary Mkt. Updates
- Pivot Levels
- Next Week Events

Particulars	Nifty	Sensex
52 Wk High	10490.45	33865.95
52 Wk Low	7893.80	25753.74
Close	10389.70	33679.24

Currency Update		
	CMP	Net Change
USDINR	64.70	-0.62%
EURINR	76.75	-0.14%

Institutional Activity ( Cr.)		
	FII	DII
Week	-1870.27	2925.56
Month (Nov.)	-10742.21	7628.32
Year (2017)	-35722.71	81906.56

Primary Market Update		
Company	Date	Price Band

Technical View

**Nifty Outlook :** After a recovery seen in the previous week, the Indian equity markets managed to carry forward the momentum amid expectation of another ratings upgrade. According media reports ratings agency Standard & Poor's is expected to revise India's sovereign ratings. S&P had last changed India's rating in January 2007 to BBB- and it has remained unchanged at BBB- till date. During the last week Nifty has given a move from 10261 to 10405 and closed above 20 DEMA of 10290. Its support is likely to be seen around 10290. Closes below this level next support is likely to be seen around 10230 to 10190. Its resistance is likely to be seen around 10420 to 10490 for next week.

**USDINR Outlook (64.70):** During the last week USDINR has given a correction from 65.20 to 64.55 and closed below 200 DEMA of 65.20. Its support is likely to be seen around 64.60. Closes below this level next support is likely to be seen around 64.20 and 63.75 for next week. Its resistance is likely to be seen around 64.95 and 65.25 for next week.

**EURINR Outlook (76.75) :** During the last week EURINR has made a higher bottom formation and given a bounce from 76.05 to 76.83 and closed above 20 DEMA of 76.45. Its support is likely to be seen around 76.30 and 75.70 for next week. Its resistance is likely to be seen around 77.20 and 77.70 for next week.

**Dollar Index Outlook (92.70) :** During the last week DX has given a correction from 94.10 to 92.70 and closed below 20 DEMA of 93.75. Its support is likely to be seen around 92 and 90.75 for next week. Its resistance is likely to be seen around 93.75 and 94.20 for next week.

**Market Outlook**

THE WEEK THAT WAS

Market logs strong gains on firm global cues

The stock market registered impressive gains in the week ended Friday, 24 November 2017, on strong global cues coupled with some domestic triggers. The two key benchmark indices viz. the barometer index, the S&P BSE Sensex and the Nifty 50 index, logged gains in all five trading sessions of the week.

Among key domestic events during the week, the Government promulgated an ordinance to amend the Insolvency and Bankruptcy Code, 2016, that aims at putting in place safeguards to prevent unscrupulous, undesirable persons from misusing or vitiating the provisions of the code.

On the macro front, the Government of India promulgated on Thursday, 23 November 2017, the ordinance to amend the Insolvency and Bankruptcy Code, 2016. Earlier, the President of India had given his assent to the ordinance to amend the code.

The ordinance aims at putting in place safeguards to prevent unscrupulous, undesirable persons from misusing or vitiating the provisions of the code. The amendments aim to keep-out such persons who have willfully defaulted, are associated with non-performing assets, or are habitually non-compliant and, therefore, are likely to be a risk to successful resolution of insolvency of a company.

In addition to putting in place restrictions for such persons to participate in the resolution or liquidation process, the amendment also provides such check by specifying that the committee of creditors ensure the viability and feasibility of the resolution plan before approving it. The Insolvency and Bankruptcy Board of India (IBBI) has also been given additional powers.

Meanwhile, the Cabinet Committee on Parliamentary Affairs on Friday, 24 November 2017, recommended that the winter session of Parliament be held from 15 December 2017 to 5 January 2018. Three bills are to be taken up in the coming winter session to replace three ordinances namely, the Goods & Services Tax (Compensation to States) Ordinance, 2017, Insolvency & Bankruptcy Code (Amendment) Ordinance, 2017 and Indian Forest (Amendment) Ordinance, 2017.

On the global front, the Federal Reserve minutes indicated that an interest-rate hike is likely but the pace of future tightening could be more moderate than expected given muted inflation. The Fed viewed a "near-term" increase in interest rates as possible but central bank officials also expressed concerns about persistently low inflation, hinting that the bank may dial back its rate increases in 2018. The minutes also showed that several members worried that keeping interest rates too low could create a financial bubble.

US durable-goods orders fell 1.2% in October. Excluding transportation, orders increased 0.4%. Initial jobless claims a tool to measure US layoffs, fell by 13,000 to 239,000 in the week ended 18 November. The University of Michigan's latest read on consumer sentiment came in at 98.5, topping expectations.

The German economy picked up speed in the third quarter, propelled by exports and corporate investments, the Federal Statistical Office, Destatis, said. Germany's gross domestic product grew at a quarter-to-quarter rate of 0.8% in the three months through September, or 3.3% in annualized terms, Destatis said.

WEEK AHEAD

F&O expiry, macro data to dictate trend

Macroeconomic data, trend in global markets, investment by foreign portfolio investors (FPIs) and domestic institutional investors (DIIs), the movement of rupee against the dollar and crude oil price movement will dictate trend on the bourses in week ahead.

Trading could be volatile next week as traders roll over positions in the futures & options (F&O) segment from the near month November 2017 series to December 2017 series. The November 2017 derivatives contract expires on Thursday, 30 November 2017.

On the macro front, the government will announce Q2 September 2017 gross domestic product (GDP) data after market hours on Thursday, 30 November 2017. India's GDP growth rate slowed to 5.7% in Q1 June 2017, on the back of destocking ahead of Goods and Services Tax (GST) implementation.

India's infrastructure output data for the month of October 2017 is also scheduled to be released after market hours on Thursday, 30 November 2017. India's eight core infrastructure sector, carrying 40.27% of the weight of items included in the index of industrial production (IIP), had shown a healthy 5.2% increase in its output in September 2017 over September 2016.

Markit Economics will unveil the result of a monthly survey on the performance of India's manufacturing sector in November 2017 at 10:30 IST on Friday, 1 December 2017. The Nikkei India Manufacturing Purchasing Managers' Index (PMI) fell to 50.3 in October 2017, from 51.2 in September 2017.

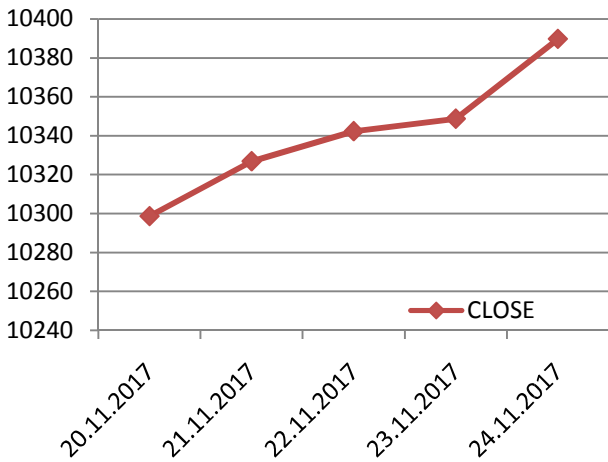
Shares of automobile companies will be in focus as these companies announce monthly sales numbers for November 2017 starting Friday, 1 December 2017.

On the global front, the eurozone Economic Sentiment Indicator for the month of November 2017 is slated to release on Wednesday, 29 November 2017. On the same day, US outgoing Fed chair's Janet Yellen testifies.

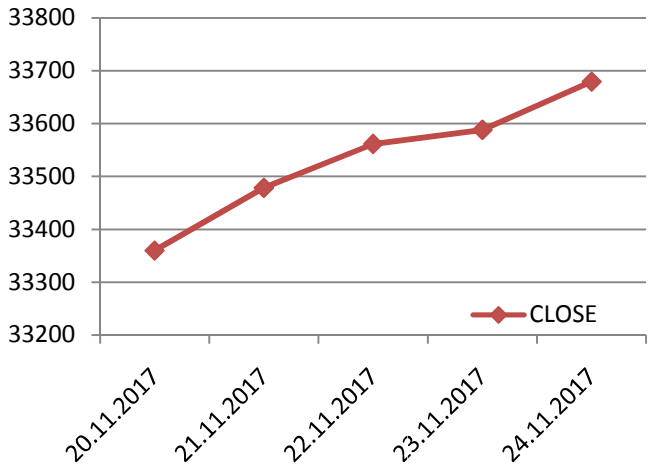
China's Caixin Manufacturing PMI data for the month of November 2017 is scheduled on Friday, 1 December 2017.

# CASH MARKET DATA

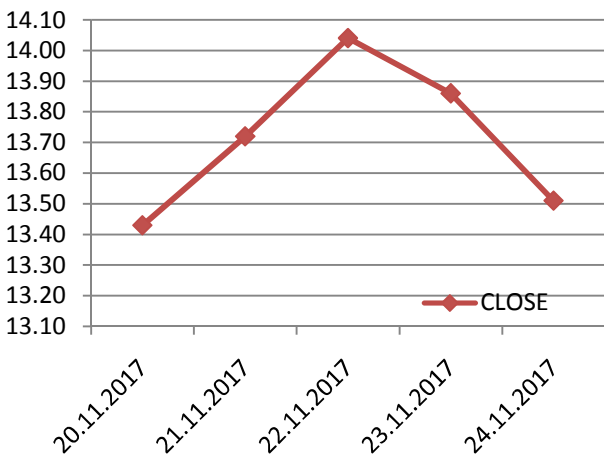
## Nifty



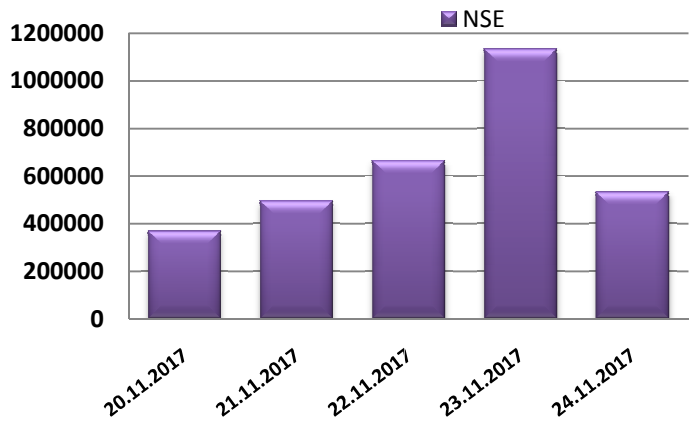
## Sensex



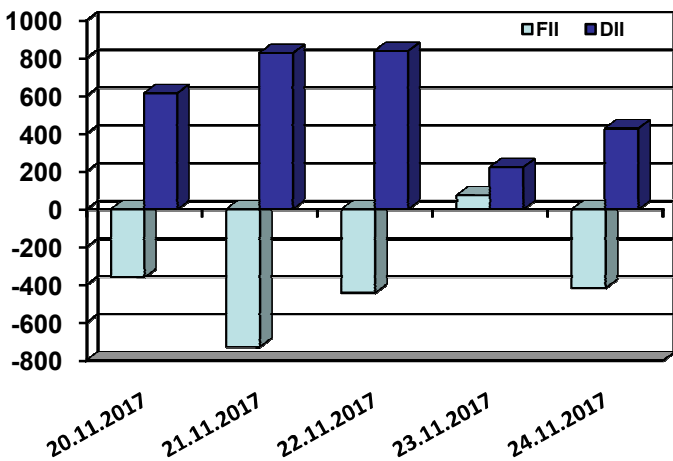
## VIX



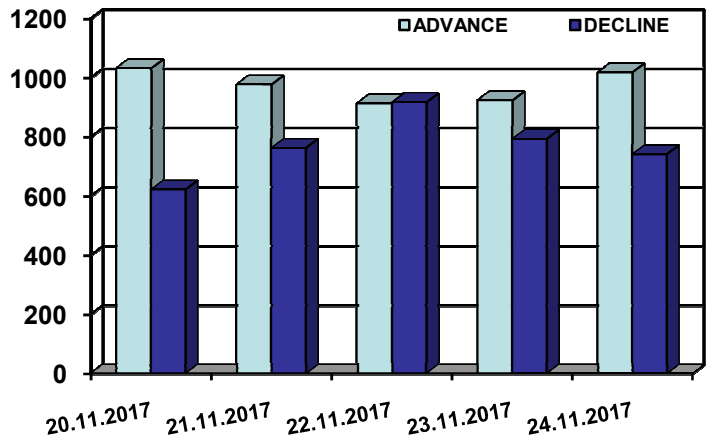
## Turnover (Rs. Cr.)



## FII/DII (Cr)



## Advance/Dcline



## WEEKLY CHANGE IN MARKET INDICATORS

Indices	24.11.2017	17.11.2017	Chg (Pts)	% Chg
NIFTY	10389.70	10283.60	106.10	1.03%
SENSEX	33679.24	33342.80	336.44	1.01%
BSEMIDCAP	16934.32	16673.33	260.99	1.57%
BSESMLCAP	18024.55	17605.13	419.42	2.38%
BSE-100	10850.76	10743.37	107.39	1.00%
BSE-200	4578.02	4530.48	47.54	1.05%
BSE-IPO	4730.54	4630.06	100.48	2.17%

## WEEKLY CHANGE IN SECTOR INDICES

Indices	24.11.2017	17.11.2017	Chg (Pts)	% Chg
* BSE AUTO INDEX	25328.35	25069.78	258.57	1.03%
* BSE BANKEX	29221.44	29241.85	-20.41	-0.07%
* BSE CAPITAL GOODS	18427.47	18236.00	191.47	1.05%
* BSE CONSUMER DUR	21404.39	20336.24	1068.15	5.25%
* BSE FMCG INDEX	10357.87	10260.46	97.41	0.95%
* BSE HEALTHCARE	14056.60	13742.46	314.14	2.29%
* BSE IT SECTOR	10936.58	10732.34	204.24	1.90%
* BSE METAL INDEX	14228.94	14248.55	-19.61	-0.14%

## WEEKLY CHANGE IN WORLD INDICES

Indices	24.11.2017	17.11.2017	Chg (Pts)	% Chg
DOW JONES	23557.99	23358.24	199.75	0.86%
NASDAQ COMPOSITE	6889.16	6782.79	106.37	1.57%
FTSE	7409.64	7380.68	28.96	0.39%
NIKKEI	22550.85	22396.80	154.05	0.69%
BOVESPA	74157.38	73437.28	720.10	0.98%
HANG SENG	29866.32	29199.03	667.29	2.29%

## PRIMARY MARKET UPDATES

Company	Issue Size (Cr)	Open	Close	Offer Price
-	-	-	-	-
-	-	-	-	-

## 52 WEEKS HIGH/LOW

Scrip	Rate	H/L	Prev H/L on
CYIENT	592.8	H	15-Oct-15
BIOCON	419	H	19-Jul-17
M&MFIN	451.9	H	11-Sep-17
NAUKRI	1230	H	7-Nov-17
CERA	3574.4	H	13-Nov-17
BAJAJ-AUTO	3327.9	H	27-Oct-17
GODREJPROP	729.65	H	3-Nov-17
LTTS	940.9	H	10-Nov-17
DALMIABHA	3074.9	H	2-Nov-17
SYMPHONY	1599.95	H	10-Nov-17

## ALL TIME HIGH/LOW

Scrip	Rate	H/L	Prev H/L on
BEL	189.45	H	31-Oct-17
CHOLAFIN	1275	H	8-Nov-17
EIDPARRY	380.4	H	13-Nov-17
SCHAEFFLER	5230	H	8-Nov-17
FINCABLES	638.9	H	13-Nov-17
HDFCBANK	1857.8	H	24-Oct-17
RAYMOND	994.9	H	7-Nov-17
SUNDARMFN	1894.4	H	10-Nov-17
GAIL	472.35	H	30-Oct-17
ICICIBANK	321.05	H	10-Nov-17

## INCREASE IN OPEN INTEREST

Symbol	Expiry Date	Last Price	Chg (Rs)	Chg (%)	Open Interest	MWPL Reached (%)	Change in OI (%)
CANBK	30-Nov-17	391.8	-3.65	-0.92%	11762376	693900	6.27%
NCC	30-Nov-17	111.25	1.95	1.78%	20848000	592000	2.92%
JUBLFOOD	30-Nov-17	1806.8	85.00	4.94%	1761500	510500	40.81%
TITAN	30-Nov-17	830	21.80	2.70%	6222000	456000	7.91%
PNB	30-Nov-17	186.6	-0.65	-0.35%	39732000	423500	1.08%

## DECREASE IN OPEN INTEREST

Symbol	Expiry Date	Last Price	Chg (Rs)	Chg (%)	Open Interest	MWPL Reached (%)	Change in OI (%)
INFIBEAM	30-Nov-17	176.1	-1.55	-0.87%	24224000	-8724000	-26.48%
FORTIS	30-Nov-17	138.65	5.80	4.37%	39411900	-7014600	-15.11%
SUZLON	30-Nov-17	14.2	0.55	4.03%	406410000	-6930000	-1.68%
JPASSOCIAT	30-Nov-17	18.9	0.15	0.80%	162214000	-6596000	-3.91%
DHFL	30-Nov-17	619.45	-2.30	-0.37%	24955500	-4986000	-16.65%

## INCREASE IN OI IN CALLS

Symbol	Expiry Date	Option Type	Strike Price	Last Price	Turnover Premium (Lacs)	Open Interest	Open Int Chg
GMRINFRA	30-Nov-17	CE	17.5	1.3	527.92	13500000	-6300000
SUZLON	30-Nov-17	CE	15	0.25	42.96	24450000	90000
ASHOKLEY	30-Nov-17	CE	120	1.55	240.52	4851000	-1127000
BHEL	30-Nov-17	CE	95	1.15	146.66	4245000	-532500
SBIN	30-Nov-17	CE	340	4.05	421.44	5601000	144000

## INCREASE IN OI IN PUTS

Symbol	Expiry Date	Option Type	Strike Price	Last Price	Turnover Premium (Lacs)	Open Interest	Open Int Chg
GMRINFRA	30-Nov-17	PE	17.5	0.15	20.95	12780000	1305000
SYNDIBANK	30-Nov-17	PE	90	0.55	48.12	2115000	963000
SBIN	30-Nov-17	PE	330	4.65	207.54	3105000	147000
IDEA	30-Nov-17	PE	95	2.55	109.41	2506000	70000
ASHOKLEY	30-Nov-17	PE	115	0.9	61.25	1659000	420000

## LEVELS FOR NIFTY STOCKS

Security Name	HBP	2R	1R	CLOSE	ATP	1S	2S	LBP	Up/Down
ADANIPTS	418.93	414.97	409.78	404.60	405.82	400.63	396.67	391.48	DOWN
AMBUJACEM	270.80	269.45	267.20	264.95	265.85	263.60	262.25	260.00	DOWN
ASIANPAINT	1182.20	1173.10	1166.35	1159.60	1157.25	1150.50	1141.40	1134.65	UP
AUROPHARMA	746.77	732.33	723.72	715.10	709.28	700.67	686.23	677.62	UP
AXISBANK	555.10	551.40	548.45	545.50	544.75	541.80	538.10	535.15	UP
BAJAJ-AUTO	3366.77	3347.33	3317.82	3288.30	3298.38	3268.87	3249.43	3219.92	DOWN
BAJFINANCE	1838.50	1818.40	1804.20	1790.00	1784.10	1769.90	1749.80	1735.60	UP
BPCL	523.15	517.50	514.25	511.00	508.60	505.35	499.70	496.45	UP
BHARTIARTL	506.62	503.93	500.37	496.80	497.68	494.12	491.43	487.87	DOWN
INFRATEL	388.67	385.33	383.07	380.80	379.73	377.47	374.13	371.87	UP
BOSCHLTD	19167.96	19112.98	19035.16	18957.35	18980.18	18902.36	18847.38	18769.56	DOWN
CIPLA	632.63	628.27	621.98	615.70	617.62	611.33	606.97	600.68	DOWN
COALINDIA	275.22	274.03	272.77	271.50	271.58	270.32	269.13	267.87	DOWN
DRREDDY	2352.40	2337.65	2316.35	2295.05	2301.60	2280.30	2265.55	2244.25	DOWN
EICHERMOT	31412.08	31207.62	31009.98	30812.35	30805.52	30607.88	30403.42	30205.79	UP
GAIL	483.82	478.08	474.57	471.05	468.83	465.32	459.58	456.07	UP
HCLTECH	871.43	867.47	862.93	858.40	858.97	854.43	850.47	845.93	DOWN
HDFC	1736.23	1725.62	1718.33	1711.05	1707.72	1700.43	1689.82	1682.53	UP
HDFCBANK	1875.93	1866.87	1859.13	1851.40	1850.07	1842.33	1833.27	1825.53	UP
HEROMOTOCO	3719.08	3704.62	3678.93	3653.25	3664.47	3638.78	3624.32	3598.63	DOWN
HINDPETRO	449.53	441.97	436.13	430.30	428.57	422.73	415.17	409.33	UP
HINDALCO	259.35	257.55	254.60	251.65	252.80	249.85	248.05	245.10	DOWN
HINDUNILVR	1289.97	1279.98	1272.97	1265.95	1262.98	1255.97	1245.98	1238.97	UP
ICICIBANK	325.28	323.17	320.18	317.20	318.07	315.08	312.97	309.98	DOWN
IBULHSGFIN	1207.20	1193.45	1182.55	1171.65	1168.80	1157.90	1144.15	1133.25	UP
IOC	402.47	399.73	397.57	395.40	394.83	392.67	389.93	387.77	UP
INDUSINDBK	1730.28	1706.57	1691.43	1676.30	1667.72	1652.58	1628.87	1613.73	UP
INFY	1051.60	1035.45	1022.50	1009.55	1006.35	993.40	977.25	964.30	UP
ITC	265.52	263.48	262.12	260.75	260.08	258.72	256.68	255.32	UP
KOTAKBANK	1053.13	1044.82	1037.58	1030.35	1029.27	1022.03	1013.72	1006.48	UP
LT	1234.33	1229.17	1223.83	1218.50	1218.67	1213.33	1208.17	1202.83	DOWN
LUPIN	841.40	838.45	833.90	829.35	830.95	826.40	823.45	818.90	DOWN
M&M	1462.50	1451.20	1442.65	1434.10	1431.35	1422.80	1411.50	1402.95	UP
MARUTI	8607.43	8573.72	8530.83	8487.95	8497.12	8454.23	8420.52	8377.63	DOWN
NTPC	184.32	183.03	181.67	180.30	180.38	179.02	177.73	176.37	DOWN
ONGC	184.47	183.53	182.27	181.00	181.33	180.07	179.13	177.87	DOWN
POWERGRID	216.55	214.20	212.70	211.20	210.35	208.85	206.50	205.00	UP
RELIANCE	970.03	964.77	957.93	951.10	952.67	945.83	940.57	933.73	DOWN
SBIN	341.27	339.13	335.77	332.40	333.63	330.27	328.13	324.77	DOWN
SUNPHARMA	562.40	556.70	553.10	549.50	547.40	543.80	538.10	534.50	UP
TATAMOTORS	434.58	432.27	428.88	425.50	426.57	423.18	420.87	417.48	DOWN
TATASTEEL	722.63	717.72	713.08	708.45	708.17	703.53	698.62	693.98	UP
TCS	2732.73	2717.82	2702.93	2688.05	2688.02	2673.13	2658.22	2643.33	UP
TECHM	507.73	503.37	498.73	494.10	494.37	489.73	485.37	480.73	DOWN
ULTRACEMCO	4324.00	4285.00	4263.15	4241.30	4224.15	4202.30	4163.30	4141.45	UP
UPL	767.52	761.68	752.87	744.05	747.03	738.22	732.38	723.57	DOWN
VEDL	314.05	311.90	308.90	305.90	306.75	303.75	301.60	298.60	DOWN
WIPRO	297.80	296.10	294.40	292.70	292.70	291.00	289.30	287.60	DOWN
YESBANK	319.22	317.58	315.32	313.05	313.68	311.42	309.78	307.52	DOWN
ZEEL	583.93	576.82	570.48	564.15	563.37	557.03	549.92	543.58	UP

## RESULT CALENDAR

Symbol	Result Date	Symbol	Result Date	Symbol	Result Date	Symbol	Result Date
GOLDIAM	25-Nov-17	ORTEL	28-Nov-17	PRAKASHSTL	29-Nov-17	BHAGYANGR	1-Dec-17
TRIL	25-Nov-17	RAINBOWPAP	28-Nov-17	KAMDHENU	29-Nov-17	VIMTALABS	1-Dec-17
PALREDTEC	25-Nov-17	RPPINFRA	28-Nov-17	KAKATCEM	29-Nov-17	SURANAT&P	1-Dec-17
OCCL	25-Nov-17	NATNLSTEEL	28-Nov-17	INDOTECH	29-Nov-17	SURANASOL	1-Dec-17
INDOSOLAR	25-Nov-17	PRECOT	28-Nov-17	GENUSPAPER	29-Nov-17	SETCO	1-Dec-17
ARCHIDPLY	27-Nov-17	IVP	28-Nov-17	ADVANIHOTR	30-Nov-17	MAHLOG	1-Dec-17
VADILALIND	27-Nov-17	IL&FSENGG	28-Nov-17	UFO	30-Nov-17	KEYCORPSE	1-Dec-17
UNITEDTEA	27-Nov-17	ASSAMCO	28-Nov-17	SHREYANIND	30-Nov-17	8KMILES	1-Dec-17
PSPPROJECT	27-Nov-17	ADHUNIKIND	28-Nov-17	ORBTEXP	30-Nov-17	BHAGYAPROP	1-Dec-17
PSPPROJECT	27-Nov-17	ATLASCYCLE	29-Nov-17	ORBTEXP	30-Nov-17	ATULAUTO	2-Dec-17
KIRIINDUS	27-Nov-17	TIPSINDLTD	29-Nov-17	KCP	30-Nov-17	TIL	2-Dec-17
GRPLTD	27-Nov-17	TBZ	29-Nov-17	BLISSGVS	30-Nov-17	RICOAUTO	2-Dec-17
GOKUL	27-Nov-17	TARAJEWELS	29-Nov-17	DATAMATICS	30-Nov-17	NCLIND	2-Dec-17
ADFFOODS	28-Nov-17	MUKTAARTS	29-Nov-17	CEREBRAINT	30-Nov-17	NCLIND	2-Dec-17
WALCHANNAG	28-Nov-17	PREMEXPLN	29-Nov-17	ARCHIES	30-Nov-17	HITECHGEAR	2-Dec-17

## NEXT WEEK MAJOR ECONOMIC EVENTS

Time	Cur.	Imp.	Event	Forecast	Previous
<b>Monday, November 27, 2017</b>					
8:30:00 PM	USD		New Home Sales (Oct)	625K	667K
<b>Tuesday, November 28, 2017</b>					
3:00:00 PM	GBP		GDP (QoQ) (Q3)	0.30%	0.40%
3:00:00 PM	GBP		GDP (YoY) (Q3)		1.50%
8:30:00 PM	USD		CB Consumer Confidence (Nov)	124	125.9
<b>Wednesday, November 29, 2017</b>					
7:00:00 PM	USD		GDP (QoQ) (Q3)	3.20%	3.00%
8:30:00 PM	USD		Pending Home Sales (MoM) (Oct)	1.00%	
9:00:00 PM	USD		Crude Oil Inventories	-1.545M	-1.855M
<b>Thursday, November 30, 2017</b>					
6:30:00 AM	CNY		Manufacturing PMI (Nov)	51.5	51.6
2:30:00 PM	EUR		German Unemployment Change (Nov)	-10K	-11K
3:30:00 PM	EUR		CPI (YoY) (Nov)	1.60%	1.40%
<b>Friday, December 1, 2017</b>					
7:15:00 AM	CNY		Caixin Manufacturing PMI (Nov)	50.9	51
2:25:00 PM	EUR		German Manufacturing PMI (Nov)	62.5	62.5
3:00:00 PM	GBP		Manufacturing PMI (Nov)	56.5	56.3
7:00:00 PM	CAD		Employment Change (Nov)	10.0K	35.3K
7:00:00 PM	CAD		GDP (MoM) (Sep)	0.10%	-0.10%
8:30:00 PM	USD		ISM Manufacturing PMI (Nov)	58.3	58.7

## CORPORATE ACTION

Symbol	Series	Face Value(Rs.)	Purpose	Ex-Date	Record Date	BC Start Date	BC End Date
SADBHN	EQ	10	Interim Dividend - Re 0.20 Per Share	28-Nov-17	29-Nov-17	-	-
CARERATING	EQ	10	Interim Dividend - Rs 6/- Per Share	28-Nov-17	29-Nov-17	-	-
NIACL	EQ	5	Interim Dividend - Rs 3.75 Per Share	29-Nov-17	1-Dec-17	-	-
MAYURUNIQ	EQ	5	Buyback	29-Nov-17	2-Dec-17	-	-
FRETAIL	EQ	2	Scheme Of Arrangement	29-Nov-17	30-Nov-17	-	-
OPTIEMUS	EQ	10	Annual General Meeting	29-Nov-17	-	2-Dec-17	8-Dec-17
MAYURUNIQ	EQ	5	Interim Dividend - Re 0.25 Per Share	29-Nov-17	2-Dec-17	-	-



Address:

4<sup>th</sup> Floor, Baid House, 1, Tara Nagar,  
Ajmer Road, Jaipur - 302006,  
Tel. Ph. 0141- 4050515  
Email- [research@tradeswift.net](mailto:research@tradeswift.net)

SEBI Reg. No. : INB 231248536/ INB 011248532/INE 261248536 NSE Code No. : 12485, BSE Code No. : 6284, MCX SX Code No.: 47000, FMC Reg. No. : NCDEX/TCM/Corp/0278, NCDEX TM ID: 00142, FMC Reg. No. : MCX/TCM/Corp/0853, MCX TM ID: 10790

*Disclaimer:*

*This Document has been prepared by Tradeswift Broking Pvt. Ltd., for use by the recipient only and not for circulation. The information and opinions contained in the document have been compiled from sources believed to be reliable. Tradeswift Broking Pvt. Ltd., does not warrant its accuracy, completeness and correctness. This report is for your guidance only. Tradeswift Broking Pvt. Ltd. Or any of its director/employee/signatories or any other person will not be responsible for any trade done based on the report mentioned above. Tradeswift Broking Pvt. Ltd has no personal trading interest in any of the scrips detailed above. Trading in commodities is facilitated through associate companies : Tradeswift Commodities Private Limited (NCDEX) and Tradeswift Derivatives Private Limited (MCX)*