



Index

- Market Outlook
- Cash Market Data
- Market Indicator
- Primary Mkt. Updates
- Pivot Levels
- Next Week Events

Particulars	Nifty	Sensex
52 Wk High	10690.40	34638.42
52 Wk Low	8387.20	26963.58
Close	10681.25	34592.39

Currency Update		
	CMP	Net Change
USDINR	63.72	-0.51%
EURINR	77.30	0.61%

Institutional Activity (Cr.)		
	FII	DII
Week	-965.16	2383.11
Month (Jan)	773.28	1446.67
Year (2018)	773.28	1446.67

Primary Market Update		
Company	Date	Price Band
Newgen Soft.Tech. Ltd	16 Jan - 18 Jan. 2018	240 - 245
Amber Enterprises India Limited	17 Jan - 19 Jan. 2018	855 - 859

Technical View

Nifty Outlook (10681) : During the last week Nifty has made a high of 10690 and given a correction from this level up to 10597 and given a sharp bounce from this level up to 10690 and closed at highest level. Its immediate support is likely to be seen around 10590. Closes below this level next support is likely to be seen around 10510 to 10450. Its resistance is likely to be seen around 10750 to 10830..

Bank Nifty Outlook (25749) : During the last week Bank Nifty has given a consolidation in narrow range from 25527 to 25804. Its immediate support is likely to be seen around 25530. Closes below this level next support is likely to be seen around 25350 to 25050. Its resistance is likely to be seen around 25950 to 26250.

USDINR Outlook (63.72) : During the last week USDINR has given a bounce from 63.38 to 63.98 and after facing a resistance if 20 DEMA of 63.98 and given a correction from this level up to 63.58. Its immediate support is likely to be seen around 63.30 and 62.90. Its resistance is likely to be seen around 63.95 and 64.30 for next week.

EURINR Outlook (77.30) : During the last week EURINR has made a low of 76.14 and given a sharp breakout from this level up to 77.34 and closed at highest level. Its immediate support is likely to be see around 76.60 and 76.30 for next week. Its resistance is likely to be seen around 78.50 to 79.50 for next week.

Dollar Index Outlook (90.73) : During the last week DX has made a lower top formation and given a correction from 92.35 to 90.53. Its support is likely to be seen around 90.30 and 89.90. Its resistance is likely to be seen around 91.75 and 92.30 for next week.

Market Outlook

THE WEEK THAT WAS

Market ends higher on positive global cues

The market ended the week with decent gains. Continuous foreign fund inflows and investors optimism about Q3 December 2017 earnings and upcoming Union Budget helped the key indices hit record high levels. Positive global cues also lifted investors' spirit. Both the Sensex, and the Nifty, concluded the week at record high closing levels.

In the week ended Friday, 12 January 2018, the Sensex rose 438.54 points or 1.28% to settle at 34,592.39, its record closing high. The Nifty 50 index rose 122.40 points or 1.16% to settle at 10,681.25, its record closing high.

On the macro front, according to the World Bank's Global Economic Prospects report released on Wednesday, 10 January 2018, India is likely to reclaim its position from China as the fastest growing major economy in 2018, with growth expected to accelerate to 7.3% in the year. The World Bank also revised India's growth estimate for 2017 to 6.7% from 7% projected in October, blaming short-term disruptions caused by the newly introduced goods and services tax (GST) and a softer-than-envisioned recovery in private investment. The report projected China's economic growth to slow to 6.4% in 2018 from 6.8% in 2017.

Meanwhile, the 14-day long winter session of the Parliament concluded on Friday, 5 January 2018. The Speaker said that 16 bills were introduced in the Lok Sabha by the government in the session, of which 12 bills including the triple talaq bill was passed. Important bills passed during the session also included the Requisitioning and Acquisition of Immovable Property Bill and the Goods and Services Tax (Compensation to States) Amendment Bill.

WEEK AHEAD

Macroeconomic data, Q3 results to provide direction

Outcome of Q3 December 2017 corporate earnings, global macroeconomic data, trend in global markets, investment by foreign portfolio investors (FPIs) and domestic institutional investors (DIIs), the movement of rupee against the dollar and crude oil price movement will dictate market trend next week.

Investors will closely monitor Q3 results. Among prominent companies, Adani Power, Hindustan Unilever and Zee Entertainment Enterprises will declare October-December 2017 results on Wednesday, 17 January 2018.

Adani Enterprises, Adani Ports and Special Economic Zone, Bharti Airtel, Hindustan Zinc, Ultratech Cement and Yes Bank will declare October-December 2017 results on Thursday, 18 January 2018. HDFC Bank, IDFC Bank, ITC, Kotak Mahindra Bank and Wipro will declare October-December 2017 results on Friday, 19 January 2018.

Some volatility is expected in the near term as the countdown to the Union Budget begins. According to recent media reports, the Budget Session of Parliament is set to commence on 29 January 2018 and the Union Budget for 2018-2019 will be presented on 1 February 2018. President Ram Nath Kovind will address the joint sitting of the two Houses on 29 January 2018 and the Economic Survey will be tabled on the same day. The first phase of the session will be from 29 January 2018 to 9 February 2018. After a recess, Parliament will meet again from 5 March 2018 to 6 April 2018, media reports added.

On the macro front, the government will announce inflation data based on wholesale price index (WPI) for December on Monday, 15 January 2018. The WPI-based inflation accelerated further higher to eight-month high 3.9% in November 2017 from 3.6% in October 2017.

On the global front, US market will remain shut on Monday, 15 January 2018, for Martin Luther King, Jr. Day.

UK Consumer Price Index (CPI) data for December 2017 will be declared on Tuesday, 16 January 2018.

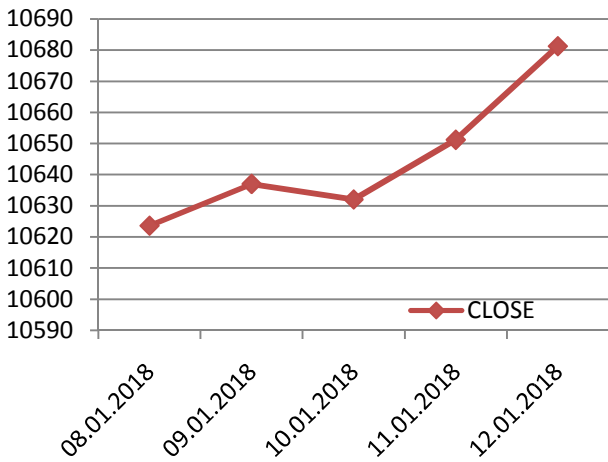
China's Gross Domestic Product (GDP) data will be declared on Tuesday, 16 January 2018.

US crude oil inventories data will be unveiled on Thursday, 18 January 2018.

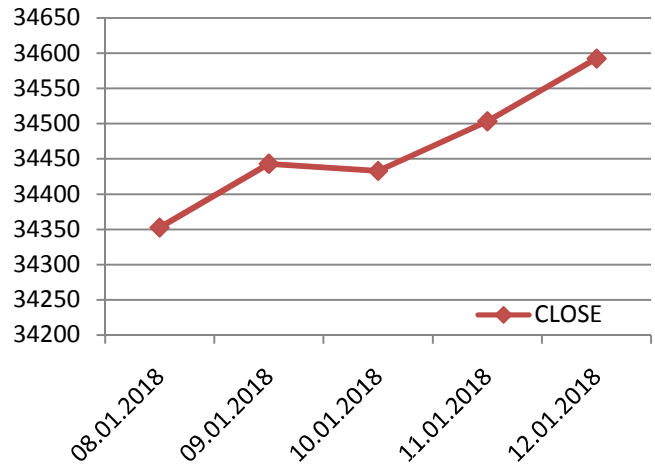
UK retail sales data for December will be declared on Friday, 19 January 2018.

CASH MARKET DATA

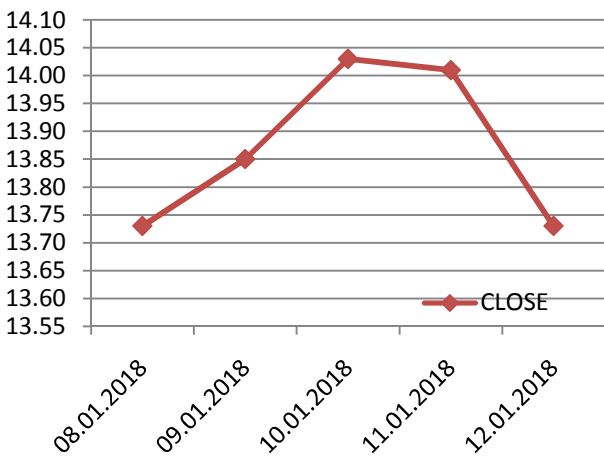
Nifty



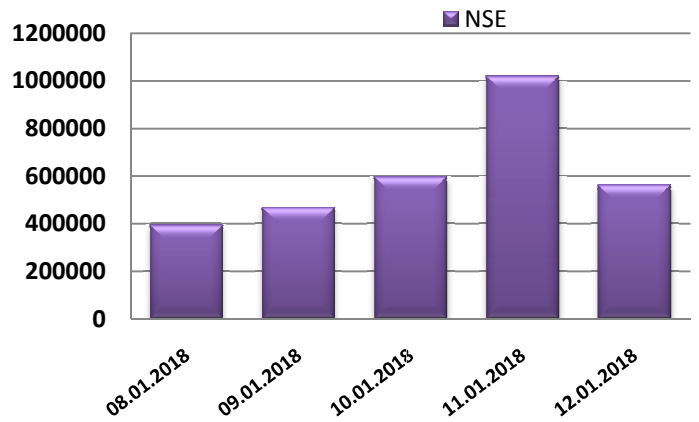
Sensex



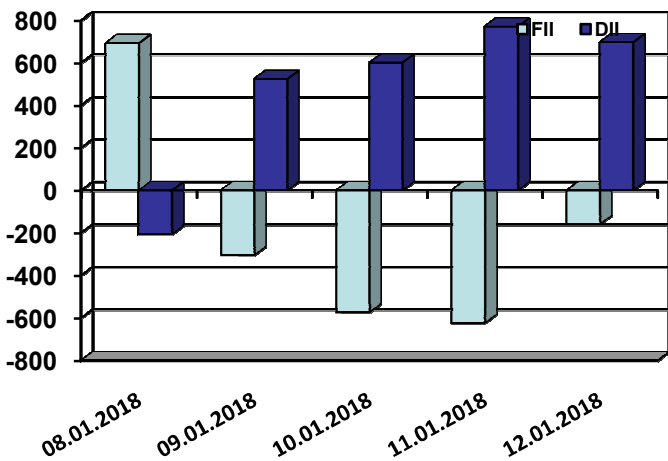
VIX



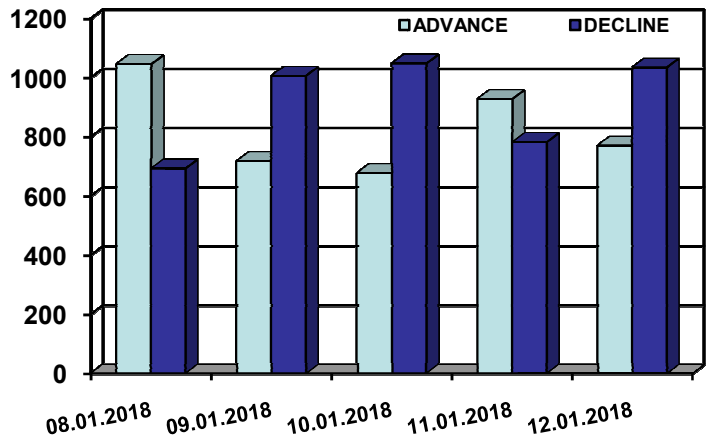
Turnover (Rs. Cr.)



FII/DII (Cr)



Advance/Decline



WEEKLY CHANGE IN MARKET INDICATORS

Indices	12.01.2018	05.01.2018	Chg (Pts)	% Chg
NIFTY	10681.25	10580.50	100.75	0.95%
SENSEX	34592.39	34153.86	438.53	1.28%
BSEMIDCAP	18137.02	18073.02	64.00	0.35%
BSESMLCAP	19993.18	19704.92	288.26	1.46%
BSE-100	11204.58	11093.81	110.77	1.00%
BSE-200	4755.10	4712.02	43.08	0.91%
BSE-IPO	5097.79	4971.63	126.16	2.54%

WEEKLY CHANGE IN SECTOR INDICES

Indices	12.01.2018	05.01.2018	Chg (Pts)	% Chg
* BSE AUTO INDEX	26485.63	26550.02	-64.39	-0.24%
* BSE BANKEX	29097.58	28936.81	160.77	0.56%
* BSE CAPITAL GOODS	20046.01	19886.23	159.78	0.80%
* BSE CONSUMER DUR	23773.82	23746.58	27.24	0.11%
* BSE FMCG INDEX	10815.73	10713.58	102.15	0.95%
* BSE HEALTHCARE	14967.79	14910.85	56.94	0.38%
* BSE IT SECTOR	11699.51	11195.74	503.77	4.50%
* BSE METAL INDEX	15845.66	15650.33	195.33	1.25%

WEEKLY CHANGE IN WORLD INDICES

Indices	12.01.2018	05.01.2018	Chg (Pts)	% Chg
DOW JONES	25803.18	25295.86	507.32	2.01%
NASDAQ COMPOSITE	7261.06	7136.55	124.51	1.74%
FTSE	7778.64	7724.23	54.41	0.70%
NIKKEI	23653.82	23714.53	-60.71	-0.26%
BOVESPA	79349.11	79071.14	277.97	0.35%
HANG SENG	31412.53	30814.50	598.03	1.94%

PRIMARY MARKET UPDATES

Company	Issue Size (Cr)	Open	Close	Offer Price
Newgen Software Technologies Limited	424.62	16 Jan 2018	18 Jan 2018	240 – 245
Amber Enterprises India Limited	600	17 Jan 2018	19 Jan 2018	855 - 859

52 WEEKS HIGH/LOW

Scrip	Rate	H/L	Prev H/L on
COROMANDEL	578.3	H	1-Jan-18
ENDURANCE	1388	H	1-Jan-18
OFSS	4188.7	H	3-Jan-18
EIDPARRY	385.7	H	5-Jan-18
HEIDELBERG	171.55	H	5-Jan-18
PRISMCEM	142.5	H	5-Jan-18
JSWSTEEL	289.75	H	5-Jan-18
NAUKRI	1416	H	5-Jan-18
BHARATFORG	740.9	H	8-Jan-18
ZEEL	598.45	H	8-Jan-18

ALL TIME HIGH/LOW

Scrip	Rate	H/L	Prev H/L on
RADICO	321	H	8-Jan-18
LT	1332.3	H	8-Jan-18
GRINDWELL	559.95	H	8-Jan-18
MOTILALOFS	1583.3	H	8-Jan-18
CENTURYTEX	1446.8	H	9-Jan-18
INDHOTEL	144.4	H	9-Jan-18
RAYMOND	1133	H	9-Jan-18
EVEREADY	459.9	H	9-Jan-18
ALLCARGO	225	H	9-Jan-18
CEATLTD	2002	H	9-Jan-18

INCREASE IN OPEN INTEREST

Symbol	Expiry Date	Last Price	Chg (Rs)	Chg (%)	Open Interest	MWPL Reached (%)	Change in OI (%)
DISHTV	25-Jan-18	78.5	-5.50	-6.55%	53256000	10353000	24.13%
JISLJALEQS	25-Jan-18	143.15	3.05	2.18%	54153000	9729000	21.90%
IFCI	25-Jan-18	32.55	0.10	0.31%	82742000	7524000	10.00%
ICICIBANK	25-Jan-18	318.9	8.35	2.69%	78102750	6998750	9.84%
IDEA	25-Jan-18	108.95	1.35	1.25%	60102000	5418000	9.91%

DECREASE IN OPEN INTEREST

Symbol	Expiry Date	Last Price	Chg (Rs)	Chg (%)	Open Interest	MWPL Reached (%)	Change in OI (%)
SUZLON	25-Jan-18	16.3	-0.20	-1.21%	400470000	-8260000	-2.02%
GMRINFRA	25-Jan-18	21	-0.65	-3.00%	301275000	-7605000	-2.46%
TV18BRDCST	25-Jan-18	66.15	4.00	6.44%	84422000	-5151000	-5.75%
RCOM	25-Jan-18	31.45	-1.60	-4.84%	77112000	-3584000	-4.44%
CGPOWER	25-Jan-18	98	0.65	0.67%	27588000	-2988000	-9.77%

INCREASE IN OI IN CALLS

Symbol	Expiry Date	Option Type	Strike Price	Last Price	Turnover Premium (Lacs)	Open Interest	Open Int Chg
SUZLON	25-Jan-18	CE	17.5	0.4	233.77	56385000	-455000
TV18BRDCST	25-Jan-18	CE	70	1.4	316.18	4012000	714000
IFCI	25-Jan-18	CE	35	0.9	315.28	9020000	2222000
KTKBANK	25-Jan-18	CE	170	4.5	731.93	3849400	2116600
SOUTHBANK	25-Jan-18	CE	35	0.4	62.31	28236132	99423

INCREASE IN OI IN PUTS

Symbol	Expiry Date	Option Type	Strike Price	Last Price	Turnover Premium (Lacs)	Open Interest	Open Int Chg
IDFCBANK	25-Jan-18	PE	60	0.55	42.11	5058000	315000
IDEA	25-Jan-18	PE	100	1.3	103.46	2898000	182000
SOUTHBANK	25-Jan-18	PE	30	0.15	9.23	7092174	-530256
ICICIBANK	25-Jan-18	PE	310	3.45	230.57	3077250	951500
TV18BRDCST	25-Jan-18	PE	60	0.7	48.06	2550000	731000

LEVELS FOR NIFTY STOCKS

Security Name	HBP	2R	1R	CLOSE	ATP	1S	2S	LBP	Up/Down
ADANIPTS	447.38	437.87	430.58	423.30	421.07	413.78	404.27	396.98	UP
AMBUJACEM	280.00	277.20	273.30	269.40	270.50	266.60	263.80	259.90	DOWN
ASIANPAINT	1212.72	1202.63	1196.17	1189.70	1186.08	1179.62	1169.53	1163.07	UP
AUROPHARMA	689.30	684.15	675.60	667.05	670.45	661.90	656.75	648.20	DOWN
AXISBANK	572.40	567.90	561.50	555.10	557.00	550.60	546.10	539.70	DOWN
BAJAJ-AUTO	3270.57	3242.28	3208.82	3175.35	3180.53	3147.07	3118.78	3085.32	DOWN
BAJFINANCE	1830.03	1810.47	1790.28	1770.10	1770.72	1750.53	1730.97	1710.78	DOWN
BPCL	498.07	495.53	492.72	489.90	490.18	487.37	484.83	482.02	DOWN
BHARTIARTL	529.28	523.32	516.43	509.55	510.47	503.58	497.62	490.73	DOWN
INFRATEL	392.72	384.83	379.82	374.80	371.93	366.92	359.03	354.02	UP
BOSCHLTD	20414.90	20241.60	20006.60	19771.60	19833.30	19598.30	19425.00	19190.00	DOWN
CIPLA	634.60	626.50	619.30	612.10	611.20	604.00	595.90	588.70	UP
COALINDIA	315.73	313.27	311.13	309.00	308.67	306.53	304.07	301.93	UP
DRREDDY	2503.32	2478.58	2463.12	2447.65	2438.38	2422.92	2398.18	2382.72	UP
EICHERMOT	29451.83	29115.92	28882.83	28649.75	28546.92	28313.83	27977.92	27744.83	UP
GAIL	514.93	508.72	504.93	501.15	498.72	494.93	488.72	484.93	UP
HCLTECH	947.60	937.80	931.85	925.90	922.05	916.10	906.30	900.35	UP
HDFC	1794.75	1779.85	1770.40	1760.95	1755.50	1746.05	1731.15	1721.70	UP
HDFCBANK	1893.78	1885.97	1875.63	1865.30	1867.82	1857.48	1849.67	1839.33	DOWN
HEROMOTOCO	3802.27	3764.58	3725.97	3687.35	3688.28	3649.67	3611.98	3573.37	DOWN
HINDPETRO	440.13	434.57	430.23	425.90	424.67	420.33	414.77	410.43	UP
HINDALCO	276.37	273.98	271.42	268.85	269.03	266.47	264.08	261.52	DOWN
HINDUNILVR	1414.00	1399.20	1386.60	1374.00	1371.80	1359.20	1344.40	1331.80	UP
ICICIBANK	330.33	324.57	321.13	317.70	315.37	311.93	306.17	302.73	UP
IBULHSGFIN	1299.40	1272.20	1248.40	1224.60	1221.20	1197.40	1170.20	1146.40	UP
IOC	400.70	398.05	393.55	389.05	390.90	386.40	383.75	379.25	DOWN
INDUSINDBK	1753.58	1737.02	1721.13	1705.25	1704.57	1688.68	1672.12	1656.23	UP
INFY	1101.40	1093.65	1086.05	1078.45	1078.30	1070.70	1062.95	1055.35	UP
ITC	275.75	273.55	270.55	267.55	268.35	265.35	263.15	260.15	DOWN
KOTAKBANK	1037.27	1031.58	1027.47	1023.35	1021.78	1017.67	1011.98	1007.87	UP
LT	1360.27	1346.28	1337.72	1329.15	1323.73	1315.17	1301.18	1292.62	UP
LUPIN	963.40	950.20	934.65	919.10	921.45	905.90	892.70	877.15	DOWN
M&M	778.50	774.00	770.75	767.50	766.25	763.00	758.50	755.25	UP
MARUTI	9657.22	9575.98	9517.57	9459.15	9436.33	9377.92	9296.68	9238.27	UP
NTPC	176.10	175.10	173.80	172.50	172.80	171.50	170.50	169.20	DOWN
ONGC	206.88	204.42	202.58	200.75	200.12	198.28	195.82	193.98	UP
POWERGRID	200.47	199.38	197.87	196.35	196.78	195.27	194.18	192.67	DOWN
RELIANCE	969.67	961.23	955.12	949.00	946.68	940.57	932.13	926.02	UP
SBIN	308.52	306.58	304.42	302.25	302.48	300.32	298.38	296.22	DOWN
SUNPHARMA	601.92	596.68	590.07	583.45	584.83	578.22	572.98	566.37	DOWN
TATAMOTORS	451.02	446.23	441.67	437.10	436.88	432.32	427.53	422.97	UP
TATASTEEL	794.77	785.78	778.02	770.25	769.03	761.27	752.28	744.52	UP
TCS	2871.83	2838.42	2807.38	2776.35	2773.97	2742.93	2709.52	2678.48	UP
TECHM	560.67	557.58	554.17	550.75	551.08	547.67	544.58	541.17	DOWN
ULTRACEMCO	4528.53	4482.37	4443.93	4405.50	4397.77	4359.33	4313.17	4274.73	UP
UPL	809.50	799.75	787.55	775.35	777.80	765.60	755.85	743.65	DOWN
VEDL	348.52	344.98	342.27	339.55	338.73	336.02	332.48	329.77	UP
WIPRO	329.18	326.47	322.63	318.80	319.92	316.08	313.37	309.53	DOWN
YESBANK	351.70	348.20	344.55	340.90	341.05	337.40	333.90	330.25	DOWN
ZEEL	618.55	608.50	599.75	591.00	589.70	580.95	570.90	562.15	UP

COPRPORATE ACTION

Symbol	Series	Face Value(Rs.)	Purpose	Ex-Date	Record Date	BC Start Date	BC End Date
GOACARBON	EQ	10	Interim Dividend - Rs 5/- Per Share	16-Jan-18	17-Jan-18	-	-
URJA	EQ	1	Extraordinary General Meeting	16-Jan-18	-	18-Jan-18	25-Jan-18
SJVN	EQ	10	Buyback	17-Jan-18	18-Jan-18	-	-
GAIL	EQ	10	Interim Dividend	18-Jan-18	20-Jan-18	-	-
AARTIDRUGS	EQ	10	Buyback	18-Jan-18	19-Jan-18	-	-
SHREECEM	EQ	10	Interim Dividend - Rs 20 Per Share (Purpose Revised)	18-Jan-18	19-Jan-18	-	-
ORBTEXP	EQ	10	Buyback	18-Jan-18	19-Jan-18	-	-

NEXT WEEK MAJOR ECONOMIC EVENTS

Time	Cur.	Imp.	Event	Forecast	Previous
Monday, January 15, 2018					
All Day		Holiday	United States - Martin Luther King, Jr. Day		
Tuesday, January 16, 2018					
3:00:00 PM	GBP		CPI (YoY) (Dec)	3.00%	3.10%
Wednesday, January 17, 2018					
3:30:00 PM	EUR		CPI (YoY) (Dec)	1.40%	1.40%
8:30:00 PM	CAD		BoC Monetary Policy Report		
8:30:00 PM	CAD		BoC Interest Rate Decision	1.25%	1.00%
Thursday, January 18, 2018					
6:00:00 AM	AUD		Employment Change (Dec)	18.0K	61.6K
7:30:00 AM	CNY		GDP (YoY) (Q4)	6.70%	6.80%
7:30:00 AM	CNY		Industrial Production (YoY) (Dec)	6.00%	6.10%
7:00:00 PM	USD		Building Permits (Dec)	1.300M	1.303M
7:00:00 PM	USD		Philadelphia Fed Manufacturing Index (Jan)	25	27.9
7:00:00 PM	CAD		ADP Nonfarm Employment Change		59.2K
9:30:00 PM	USD		Crude Oil Inventories	-3.890M	-4.948M
Friday, January 19, 2018					
3:00:00 PM	GBP		Retail Sales (MoM) (Dec)	-0.60%	1.10%

RESULT CALENDAR

Symbol	Result Date			Symbol	Result Date	Symbol	Result Date	Symbol	Result Date
BEPL	14-Jan-18	DEN	16-Jan-18	ULTRACEMCO	18-Jan-18	HCLTECH	19-Jan-18	JMFINANCIL	19-Jan-18
ZEELEARN	15-Jan-18	TATASPONGE	17-Jan-18	ADANIPOINTS	18-Jan-18	JPASSOCIAT	19-Jan-18	KIRLOSENG	19-Jan-18
GALLISPAT	15-Jan-18	PODDARMENT	17-Jan-18	PARAPRINT	18-Jan-18	DWARKESH	19-Jan-18	WIPRO	19-Jan-18
DELTACORP	15-Jan-18	TIRUMALCHM	17-Jan-18	JUBLINDS	18-Jan-18	VSTIND	19-Jan-18	ATUL	19-Jan-18
INDIGRID	15-Jan-18	INDOTHAI	17-Jan-18	KKCL	18-Jan-18	MARALOVER	19-Jan-18	JUBLFOOD	19-Jan-18
FEDERALBNK	15-Jan-18	ADANITRANS	17-Jan-18	ZENSARTECH	18-Jan-18	KOTAKBANK	19-Jan-18	BLISSGVS	19-Jan-18
GALLANTT	15-Jan-18	DCBBANK	17-Jan-18	DEEPAKNTN	18-Jan-18	RELIANCE	19-Jan-18	ITC	19-Jan-18
ATFL	16-Jan-18	ADANIPOWER	17-Jan-18	ADANIENT	18-Jan-18	KANSAINER	19-Jan-18	GNA	19-Jan-18
HATSUN	16-Jan-18	JUBILANT	17-Jan-18	BHARTIARTL	18-Jan-18	TEJASNET	19-Jan-18	NIITTECH	19-Jan-18
RNAM	16-Jan-18	STRTECH	17-Jan-18	MASTEK	18-Jan-18	TECILCHEM	19-Jan-18	GANGOTRI	19-Jan-18
MAFATLAFIN	16-Jan-18	MINDTREE	17-Jan-18	DBCORP	18-Jan-18	TATAELXSI	19-Jan-18	OMAXAUTO	20-Jan-18
SYNCOM	16-Jan-18	ZEEL	17-Jan-18	YESBANK	18-Jan-18	PCJEWELLER	19-Jan-18	LUXIND	20-Jan-18
SHK	16-Jan-18	HINDUNILVR	17-Jan-18	HINDZINC	18-Jan-18	ICICIPRULI	19-Jan-18	CHENNPETRO	20-Jan-18
TV18BRDCST	16-Jan-18	JYOTHYLAB	17-Jan-18	DBCORP	18-Jan-18	IDFCBANK	19-Jan-18	GRUH	20-Jan-18
ICICIGI	16-Jan-18	INFRATEL	17-Jan-18	KIRLOSIND	18-Jan-18	HDFCLIFE	19-Jan-18	JIKIND	20-Jan-18
NETWORK18	16-Jan-18	SREINFRA	17-Jan-18	HDFCBANK	19-Jan-18	WIPRO	19-Jan-18	HINDOILEXP	20-Jan-18
JAYBARMARU	16-Jan-18	CYIENT	18-Jan-18	KIRLOSENG	19-Jan-18	CDSL	19-Jan-18	DCMSHRIRAM	20-Jan-18



Address:

4th Floor, Baid House, 1, Tara Nagar,
Ajmer Road, Jaipur - 302006,

Tel. Ph. 0141- 4050515

Email- research@tradeswift.net

SEBI Reg. No. : INB 231248536/ INB 011248532/INE 261248536 NSE Code No. : 12485, BSE Code No. : 6284, MCX SX Code No.: 47000, FMC Reg. No. : NCDEX/TCM/Corp/0278, NCDEX TM ID: 00142, FMC Reg. No. : MCX/TCM/Corp/0853, MCX TM ID: 10790

Disclaimer:

This Document has been prepared by Tradeswift Broking Pvt. Ltd., for use by the recipient only and not for circulation. The information and opinions contained in the document have been compiled from sources believed to be reliable. Tradeswift Broking Pvt. Ltd., does not warrant its accuracy, completeness and correctness. This report is for your guidance only. Tradeswift Broking Pvt. Ltd. Or any of its director/employee/signatories or any other person will not be responsible for any trade done based on the report mentioned above. Tradeswift Broking Pvt. Ltd has no personal trading interest in any of the scrips detailed above. Trading in commodities is facilitated through associate companies : Tradeswift Commodities Private Limited (NCDEX) and Tradeswift Derivatives Private Limited (MCX)