



Index

- Market Outlook
- Cash Market Data
- Market Indicator
- Primary Mkt. Updates
- Pivot Levels
- Next Week Events

Particulars	Nifty	Sensex
52 Wk High	11171.55	36443.98
52 Wk Low	8712.85	28102.23
Close	10454.95	34005.76

Currency Update		
	CMP	Net Change
USDINR	64.53	0.45%
EURINR	79.12	-1.53%

Institutional Activity (Cr.)		
	FII	DII
Week	-8260.96	6286.58
Month (Feb)	-6211.18	5419.30
Year (2018)	5406.60	4950.75

Primary Market Update		
Company	Date	Price Band
Aster DM Healthcare Ltd	12 Feb To 15 Feb 2018	180 - 190

Technical View

Nifty Outlook (10455) : During the last week Nifty has made a low of 10276 and given a bounce from this level up to 10637 and made a lower top formation. Its immediate support is likely to be seen around 10405. Closes below this level next support is likely to be seen around 10210. Its resistance is likely to be seen around 10610 to 10720.

Bank Nifty Outlook (25463) : During the last week Bank Nifty has made a low of 25024 and given a bounce from this level up to 26127 and made a lower top formation. Its immediate support is likely to be seen around 25450. Closes below this level next support is likely to be seen around 25950 to 26150.

USDINR Outlook (64.53) : During the last week USDINR has made a higher bottom formation and closed above 100 DEMA of 64.37. Its support is likely to be seen around 64.30 and 64.10 for next week. Its resistance is likely to be seen around 64.70 and 64.90 for next week.

EURINR Outlook (79.12) : During the last week EURINR has made a high of 80.59 and given a correction from this level up to 78.85 and took support at 20 DEMA of 78.80. Its immediate support is likely to be seen around 78.80. Closes below this level next support is likely to be seen around 78.25 to 77.90. Its resistance is likely to be seen around 79.50 and 79.90 for next week.

Dollar Index Outlook (90.33) : During the last week DX has made a higher bottom formation and closed above 20 DEMA of 89.95. Its immediate support is likely to be seen around 89.90 and 89.70. Its resistance is likely to be seen around 90.75 and 92 for next week.

Market Outlook

THE WEEK THAT WAS

Market slumps on global sell off

Key benchmark indices slumped last week following a massive sell-off in overseas stock markets triggered by spike in global bond yields. Higher bond yields make stock investments less attractive. Investor sentiment also remained negative after Finance Minister Arun Jaitley announced long term capital gains (LTCG) tax in Union Budget 2018 unveiled on 1 February 2018. The Budget proposed to tax LTCG on equities exceeding Rs 1 lakh at 10%.

On the macro front, Markit Economics data of a monthly survey on the performance of India's services sector in January 2018 showed that the Nikkei India Services PMI increased to 51.7 in January from 50.9 in December 2017. The data was unveiled on Monday, 5 February 2018.

The Reserve Bank of India (RBI) kept policy rates unchanged after a policy meet on Wednesday, 7 February 2018. On the basis of an assessment of the current and evolving macroeconomic situation, the Monetary Policy Committee (MPC) of RBI decided to keep the policy repo rate under the liquidity adjustment facility (LAF) unchanged at 6%. Consequently, the reverse repo rate under the LAF remains at 5.75%, and the marginal standing facility (MSF) rate and the bank rate at 6.25%.

The decision of the MPC is consistent with the neutral stance of monetary policy in consonance with the objective of achieving the medium-term target for consumer price index (CPI) inflation of 4% within a band of +/- 2%, while supporting growth. The MPC reiterated its commitment to keep headline inflation close to 4% on a durable basis.

RBI introduced the Marginal Cost of Funds based Lending Rates (MCLR) system with effect from 1 April 2016 on account of the limitations of the base rate regime. With the introduction of the MCLR system, it was expected that the existing base rate linked credit exposures shall also migrate to MCLR system.

It is observed, however, that a large proportion of bank loans continue to be linked to the base rate despite the Reserve Bank highlighting this concern in earlier monetary policy statements. Since MCLR is more sensitive to policy rate signals, it has been decided to harmonize the methodology of determining benchmark rates by linking the base rate to the MCLR with effect from 1 April 2018, RBI said.

Meanwhile, RBI, in a notification dated 7 February 2018, announced relief measures for micro, small and medium enterprises (MSMEs) registered under Goods and Services Tax (GST). Presently, banks and non-banking finance companies (NBFCs) in India generally classify a loan account as non-performing asset (NPA) based on 90 day and 120 day delinquency norms, respectively. The formalisation of business through registration under GST had adversely impacted the cash flows of the smaller entities during the transition phase with consequent difficulties in meeting their repayment obligations to banks and NBFCs.

As a measure of support to these entities in their transition to a formalised business environment, it has been decided that the exposure of banks and NBFCs to a borrower classified as MSME under the Micro, Small and Medium Enterprises Development (MSMED) Act, 2006, shall continue to be classified as a standard asset in the books of banks and NBFCs, subject to a set of conditions, the central bank said.

WEEK AHEAD

Macroeconomic data to dictate trend

Corporate earnings, macroeconomic data, trend in global markets, investment by foreign portfolio investors (FPIs) and domestic institutional investors (DIIs), the movement of rupee against the dollar and crude oil price movement will dictate trend on the bourses next week. The Indian stock market will remain shut on Tuesday, 13 February 2018, on account of Mahashivratri.

Among corporate earnings of prominent companies scheduled next week, Coal India will announce October-December 2017 earnings on Saturday, 10 February 2018. Bank of India, Britannia Industries and GAIL (India) will announce October-December 2017 earnings on Monday, 12 February 2018. NBCC (India) and NMDC will announce October-December 2017 earnings on Tuesday, 13 February 2018. Godrej Industries, Grasim Industries, Jet Airways (India), Nestle India, Sun Pharmaceutical Industries and Tata Power Company will announce October-December 2017 earnings on Wednesday, 14 February 2018.

On the macro front, the government will announce inflation data based on consumer price index (CPI) for January 2018 on Monday, 12 February 2018. Consumer prices in India increased 5.21% year-on-year in December of 2017.

The government will announce industrial production data for December 2017 on Monday, 12 February 2018. India's industrial production rose sharply by 8.4% year-on-year in November 2017.

The government will announce inflation data based on wholesale price index (WPI) for January 2018 on Wednesday, 14 February 2018. Wholesale prices in India rose by 3.58% year-on-year in December of 2017.

The initial public offer (IPO) of Aster DM Healthcare will open on 12 February 2018 and close on 15 February 2018. The company has fixed a price band of Rs 180/190 per equity share for its IPO. The IPO comprises fresh issue of equity shares worth up to Rs 725 crore and an offer for sale of up to 1.34 crore shares.

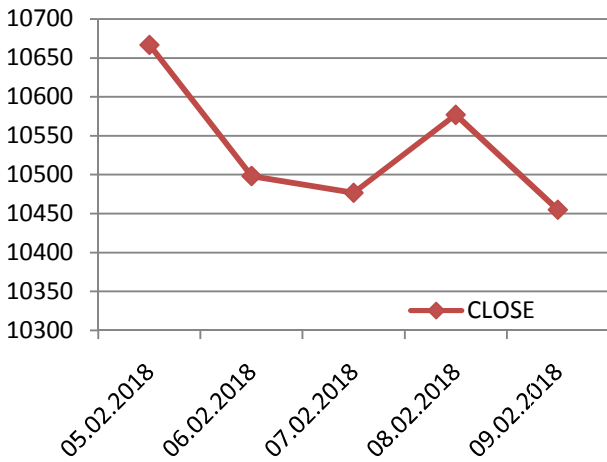
On global front, Japan's Q4 Gross Domestic Product (GDP) data will be unveiled on Tuesday, 13 February 2018.

US Core Consumer Price Index (CPI) data for January will be unveiled on Wednesday, 14 February 2018.

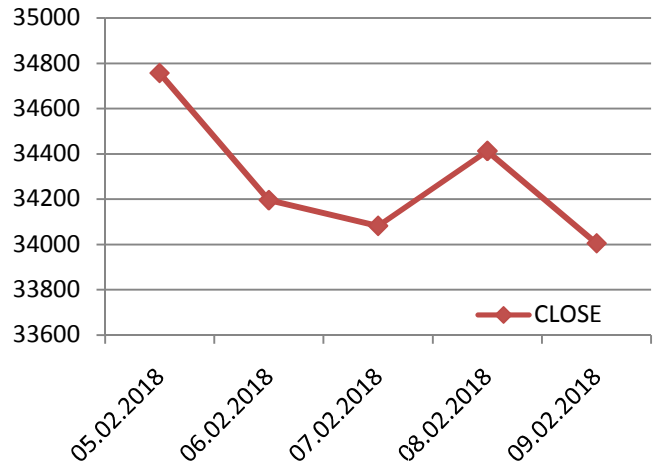
US crude oil inventories data will release on Wednesday, 14 February 2018.

CASH MARKET DATA

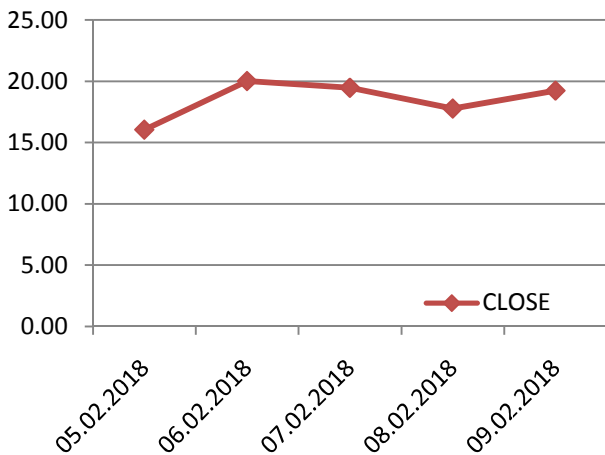
Nifty



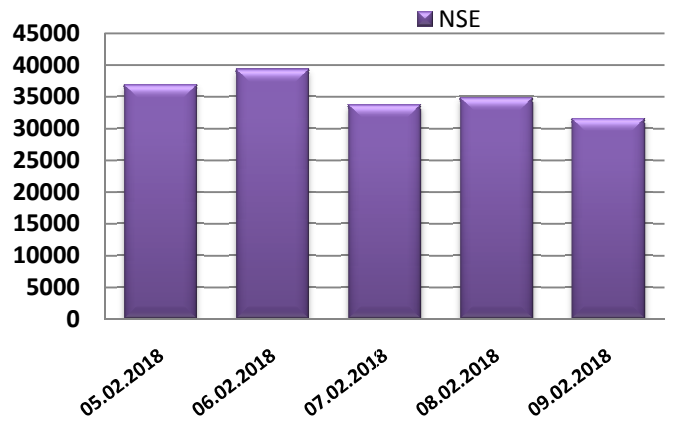
Sensex



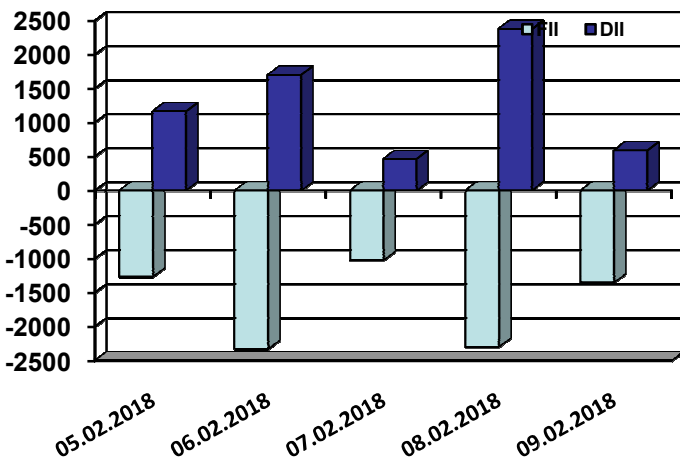
VIX



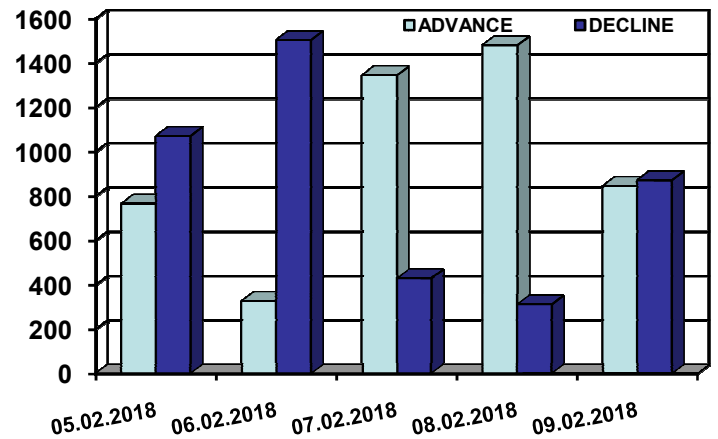
Turnover (Rs. Cr.)



FII/DII (Cr)



Advance/Dcline



WEEKLY CHANGE IN MARKET INDICATORS

Indices	09.02.2018	02.02.2018	Chg (Pts)	% Chg
NIFTY	10454.95	10760.60	-305.65	-2.84%
SENSEX	34005.76	35066.75	-1060.99	-3.03%
BSEMIDCAP	16634.91	16574.70	60.21	0.36%
BSESMLCAP	18172.98	17847.53	325.45	1.82%
BSE-100	10851.71	11115.45	-263.74	-2.37%
BSE-200	4583.10	4676.41	-93.31	-2.00%
BSE-IPO	4937.81	4778.15	159.66	3.34%

WEEKLY CHANGE IN SECTOR INDICES

Indices	09.02.2018	02.02.2018	Chg (Pts)	% Chg
* BSE AUTO INDEX	25044.24	25213.33	-169.09	-0.67%
* BSE BANKEX	28882.40	29910.23	-1027.83	-3.44%
* BSE CAPITAL GOODS	19240.42	19939.32	-698.90	-3.51%
* BSE CONSUMER DUR	21218.78	21332.03	-113.25	-0.53%
* BSE FMCG INDEX	10527.24	10684.86	-157.62	-1.48%
* BSE HEALTHCARE	14348.00	14067.60	280.40	1.99%
* BSE IT SECTOR	12116.95	12494.67	-377.72	-3.02%
* BSE METAL INDEX	15100.57	15011.79	88.78	0.59%

WEEKLY CHANGE IN WORLD INDICES

Indices	09.02.2018	02.02.2018	Chg (Pts)	% Chg
DOW JONES	24190.90	25520.96	-1330.06	-5.21%
NASDAQ COMPOSITE	6874.49	7240.95	-366.46	-5.06%
FTSE	7092.43	7443.43	-351.00	-4.72%
NIKKEI	21382.62	23274.53	-1891.91	-8.13%
BOVESPA	80898.70	84041.34	-3142.64	-3.74%
HANG SENG	29507.42	32601.78	-3094.36	-9.49%

PRIMARY MARKET UPDATES

Company	Issue Size (Cr)	Open	Close	Offer Price
Aster DM Healthcare Ltd	980.13	12 Feb 2018	15 Feb 2018	180 - 190

52 WEEKS HIGH/LOW

Scrip	Rate	H/L	Prev H/L on
PFIZER	2320.95	H	1-Feb-18
LAKSHVILAS	124	L	12-Oct-17
DBCORP	310.7	L	2-Feb-18
KWALITY	88.5	L	2-May-18
MFSL	513.2	L	6-Feb-18
NAVNETEDUL	135.95	L	6-Feb-18
ORIENTBANK	107.15	L	6-Feb-18
SMLISUZU	786	L	6-Feb-18
DENABANK	22.15	L	6-Feb-18
ANDHRABANK	45.05	L	6-Feb-18

ALL TIME HIGH/LOW

Scrip	Rate	H/L	Prev H/L on
GULFOILLUB	1082	H	1-Dec-17
JSWSTEEL	311.85	H	2-Feb-18
ESCORTS	915.9	H	7-Feb-18
ASHOKLEY	135.75	H	8-Feb-18
LTI	1418.4	H	8-Feb-18
CHOLAFIN	1335	H	16-Jan-18
MPHASIS	906.95	H	29-Jan-18
-	-	-	-
-	-	-	-
-	-	-	-

INCREASE IN OPEN INTEREST

Symbol	Expiry Date	Last Price	Chg (Rs)	Chg (%)	Open Interest	MWPL Reached (%)	Change in OI (%)
SAIL	22-Feb-18	94.05	7.65	8.85%	73440000	3996000	5.75%
JPASSOCIAT	22-Feb-18	17.55	-0.30	-1.68%	234056000	3672000	1.59%
BHARTIARTL	22-Feb-18	423.15	-6.65	-1.55%	54876000	3264000	6.32%
IDEA	22-Feb-18	84.05	-1.90	-2.21%	65338000	2380000	3.78%
RCOM	22-Feb-18	27.1	0.40	1.50%	85400000	1652000	1.97%

DECREASE IN OPEN INTEREST

Symbol	Expiry Date	Last Price	Chg (Rs)	Chg (%)	Open Interest	MWPL Reached (%)	Change in OI (%)
GMRINFRA	22-Feb-18	19.65	0.35	1.81%	293760000	-4815000	-1.61%
FORTIS	22-Feb-18	148.65	22.65	17.98%	45412500	-3101000	-6.39%
JISLJALEQS	22-Feb-18	118	2.85	2.48%	33417000	-1683000	-4.79%
NMDC	22-Feb-18	135.4	2.70	2.03%	35130000	-1056000	-2.92%
ANDHRABANK	22-Feb-18	47.45	-0.05	-0.11%	25520000	-810000	-3.08%

INCREASE IN OI IN CALLS

Symbol	Expiry Date	Option Type	Strike Price	Last Price	Turnover Premium (Lacs)	Open Interest	Open Int Chg
SAIL	22-Feb-18	CE	100	1.6	1083.74	8184000	900000
SUZLON	22-Feb-18	CE	15	0.35	59.38	26950000	3115000
ASHOKLEY	22-Feb-18	CE	140	2.15	235.29	5614000	154000
SBIN	22-Feb-18	CE	300	9.25	905.05	2757000	513000
RPOWER	22-Feb-18	CE	45	2.35	169.15	4056000	13000

INCREASE IN OI IN PUTS

Symbol	Expiry Date	Option Type	Strike Price	Last Price	Turnover Premium (Lacs)	Open Interest	Open Int Chg
SAIL	22-Feb-18	PE	80	0.5	119.17	3408000	408000
SBIN	22-Feb-18	PE	290	7.6	490.64	2160000	543000
ICICIBANK	22-Feb-18	PE	320	5.15	245.35	2524500	96250
RCOM	22-Feb-18	PE	25	1.1	52.85	4004000	476000
DLF	22-Feb-18	PE	220	6.6	268.66	2045000	300000

LEVELS FOR NIFTY STOCKS

Security Name	HBP	2R	1R	CLOSE	ATP	1S	2S	LBP	Up/Down
ADANIPTS	410.00	405.80	402.40	399.00	398.20	394.80	390.60	387.20	UP
AMBUJACEM	268.63	265.17	262.03	258.90	258.57	255.43	251.97	248.83	UP
ASIANPAINT	1189.58	1165.92	1148.33	1130.75	1124.67	1107.08	1083.42	1065.83	UP
AUROPHARMA	614.25	605.50	597.50	589.50	588.75	580.75	572.00	564.00	UP
AXISBANK	574.42	568.18	562.87	557.55	556.63	551.32	545.08	539.77	UP
BAJAJ-AUTO	3195.87	3169.18	3134.22	3099.25	3107.53	3072.57	3045.88	3010.92	DOWN
BAJFINANCE	1694.87	1674.93	1657.17	1639.40	1637.23	1619.47	1599.53	1581.77	UP
BPCL	491.83	485.87	480.63	475.40	474.67	469.43	463.47	458.23	UP
BHARTIARTL	445.32	439.63	431.07	422.50	425.38	416.82	411.13	402.57	DOWN
INFRADEL	357.52	353.33	347.42	341.50	343.23	337.32	333.13	327.22	DOWN
BOSCHLTD	19913.33	19746.17	19614.38	19482.60	19447.22	19315.43	19148.27	19016.48	UP
CIPLA	664.27	645.13	633.27	621.40	614.13	602.27	583.13	571.27	UP
COALINDIA	314.98	309.72	304.93	300.15	299.67	294.88	289.62	284.83	UP
DRREDDY	2297.73	2252.87	2223.33	2193.80	2178.47	2148.93	2104.07	2074.53	UP
EICHERMOT	28335.30	28142.65	27945.30	27747.95	27752.65	27555.30	27362.65	27165.30	DOWN
GAIL	477.37	470.68	466.57	462.45	459.88	455.77	449.08	444.97	UP
HCLTECH	1030.27	1000.43	982.22	964.00	952.38	934.17	904.33	886.12	UP
HDFC	1805.12	1794.28	1783.67	1773.05	1772.83	1762.22	1751.38	1740.77	UP
HDFCBANK	1882.03	1873.37	1861.43	1849.50	1852.77	1840.83	1832.17	1820.23	DOWN
HEROMOTOCO	3617.85	3597.10	3571.60	3546.10	3550.85	3525.35	3504.60	3479.10	DOWN
HINDPETRO	422.80	414.00	404.85	395.70	396.05	386.90	378.10	368.95	DOWN
HINDALCO	255.03	250.27	246.88	243.50	242.12	238.73	233.97	230.58	UP
HINDUNILVR	1372.97	1356.48	1344.77	1333.05	1328.28	1316.57	1300.08	1288.37	UP
ICICIBANK	335.38	332.02	329.38	326.75	326.02	323.38	320.02	317.38	UP
IBULHSGFIN	1335.60	1317.40	1302.90	1288.40	1284.70	1270.20	1252.00	1237.50	UP
IOC	389.50	386.25	382.45	378.65	379.20	375.40	372.15	368.35	DOWN
INDUSINDBK	1685.02	1672.28	1661.07	1649.85	1648.33	1637.12	1624.38	1613.17	UP
INFY	1131.93	1126.12	1117.63	1109.15	1111.82	1103.33	1097.52	1089.03	DOWN
ITC	278.00	275.25	273.30	271.35	270.55	268.60	265.85	263.90	UP
KOTAKBANK	1059.83	1052.67	1042.33	1032.00	1035.17	1024.83	1017.67	1007.33	DOWN
LT	1367.03	1355.02	1342.13	1329.25	1330.12	1317.23	1305.22	1292.33	DOWN
LUPIN	864.93	847.12	834.63	822.15	816.82	804.33	786.52	774.03	UP
M&M	766.20	759.75	754.90	750.05	748.45	743.60	737.15	732.30	UP
MARUTI	9108.32	9047.43	8991.77	8936.10	8930.88	8875.22	8814.33	8758.67	UP
NTPC	168.25	166.15	164.70	163.25	162.60	161.15	159.05	157.60	UP
ONGC	195.77	192.98	190.17	187.35	187.38	184.57	181.78	178.97	DOWN
POWERGRID	197.97	196.13	194.67	193.20	192.83	191.37	189.53	188.07	UP
RELIANCE	920.57	911.28	904.57	897.85	895.28	888.57	879.28	872.57	UP
SBIN	305.27	302.93	299.67	296.40	297.33	294.07	291.73	288.47	DOWN
SUNPHARMA	605.00	595.50	589.10	582.70	579.60	573.20	563.70	557.30	UP
TATAMOTORS	377.17	375.18	371.97	368.75	369.98	366.77	364.78	361.57	DOWN
TATASTEEL	726.67	708.33	696.82	685.30	678.48	666.97	648.63	637.12	UP
TCS	3108.93	3051.47	3011.58	2971.70	2954.12	2914.23	2856.77	2816.88	UP
TECHM	615.97	609.48	602.37	595.25	595.88	588.77	582.28	575.17	DOWN
ULTRACEMCO	4309.97	4238.93	4196.12	4153.30	4125.08	4082.27	4011.23	3968.42	UP
UPL	730.43	722.82	715.58	708.35	707.97	700.73	693.12	685.88	UP
VEDL	337.73	329.37	322.83	316.30	314.47	307.93	299.57	293.03	UP
WIPRO	293.00	291.00	288.00	285.00	286.00	283.00	281.00	278.00	DOWN
YESBANK	337.45	334.45	330.00	325.55	327.00	322.55	319.55	315.10	DOWN
ZEEL	594.73	589.82	585.38	580.95	580.47	576.03	571.12	566.68	UP

COPRPORATE ACTION

Symbol	Series	Face Value(Rs.)	Purpose	Ex-Date	Record Date	BC Start Date	BC End Date
MRF	EQ	10	Interim Dividend Rs 3/- Per Share	9-Feb-18	13-Feb-18	-	-
ALICON	EQ	5	Interim Dividend Rs 2/- Per Share	9-Feb-18	12-Feb-18	-	-
CHOLAFIN	EQ	10	Interim Dividend Rs 4.50 Per Share	9-Feb-18	12-Feb-18	-	-
CARERATING	EQ	10	Interim Dividend Rs 6/- Per Share	9-Feb-18	12-Feb-18	-	-
NAUKRI	EQ	10	Interim Dividend Rs 1.50 Per Share	9-Feb-18	12-Feb-18	-	-
AEGISCHEM	EQ	1	Interim Dividend Re 0.50 Per Share	9-Feb-18	12-Feb-18	-	-
PIDILITIND	EQ	1	Buyback	9-Feb-18	12-Feb-18	-	-
IBVENTURES	EQ	2	Rights 3:16 @ Premium Rs 238/-	9-Feb-18	12-Feb-18	-	-
ORIENTPPR	EQ	1	Interim Dividend Re 0.40 Per Share	12-Feb-18	14-Feb-18	-	-
NITCO	EQ	10	Extra-Ordinary General Meeting	12-Feb-18	-	15-Feb-18	22-Feb-18
ACCELYA	EQ	10	Interm Dividend Rs 14/- Per Share	14-Feb-18	15-Feb-18	-	-
GREAVESCOT	EQ	2	Interim Dividend Rs 4/- Per Share	14-Feb-18	15-Feb-18	-	-
HARITASEAT	EQ	10	Interim Dividend Rs 4/- Per Share	14-Feb-18	15-Feb-18	-	-
SHRIPISTON	EQ	10	Interim Dividend Rs 4/- Per Share	14-Feb-18	15-Feb-18	-	-
HEROMOTOCO	EQ	2	Interim Dividend Rs 55/- Per Share	15-Feb-18	17-Feb-18	-	-
UNICHEMLAB	EQ	2	Buyback	15-Feb-18	16-Feb-18	-	-
TAKE	EQ	1	Interim Dividend Re 0.30 Per Share	15-Feb-18	19-Feb-18	-	-
WHEELS	EQ	10	Interim Dividend Rs 6/- Per Share	15-Feb-18	19-Feb-18	-	-
RANEHOLDIN	EQ	10	Interim Dividend Rs 5.50 Per Share	15-Feb-18	17-Feb-18	-	-
SHANTIGEAR	EQ	1	Interim Dividend Re 1/- Per Share	15-Feb-18	19-Feb-18	-	-
HITECHGEAR	EQ	10	Interim Dividend Rs 1.50 Per Share	15-Feb-18	16-Feb-18	-	-
GRAPHITE	EQ	2	Interim Dividend Rs 5/- Per Share	15-Feb-18	16-Feb-18	-	-
CUMMINSIND	EQ	2	Interim Dividend Rs 5/- Per Share	15-Feb-18	16-Feb-18	-	-
MUTHOOTFIN	EQ	10	Interim Dividend	15-Feb-18	19-Feb-18	-	-
HEG	EQ	10	Interim Dividend Rs 30/- Per Share	15-Feb-18	19-Feb-18	-	-
TECILCHEM	EQ	10	Extra-Ordinary General Meeting	15-Feb-18	-	19-Feb-18	23-Feb-18
TCI	EQ	2	Interim Dividend Re 1/- Per Share	15-Feb-18	17-Feb-18	-	-
BSE	EQ	2	Interim Dividend Rs 5/- Per Share	15-Feb-18	17-Feb-18	-	-
NATCOPHARM	EQ	2	Interim Dividend Rs 7/- Per Share	15-Feb-18	17-Feb-18	-	-
THYROCARE	EQ	10	Interim Dividend Rs 5/- Per Share	15-Feb-18	16-Feb-18	-	-
IRB	EQ	10	Interim Dividend Rs 2.50 Per Share	15-Feb-18	16-Feb-18	-	-
RECLTD	EQ	10	Interim Dividend Rs 7.40 Per Share	15-Feb-18	19-Feb-18	-	-
SRF	EQ	10	Interim Dividend Rs 6/- Per Share	15-Feb-18	16-Feb-18	-	-
BHEL	EQ	2	Interim Dividend Re 0.80 Per Share	15-Feb-18	17-Feb-18	-	-
PAGEIND	EQ	10	Interim Dividend Rs 35/- Per Share	15-Feb-18	17-Feb-18	-	-
TIFIN	EQ	1	Interim Dividend Re 0.60 Per Share	15-Feb-18	19-Feb-18	-	-
MARICO	EQ	1	Interim Dividend	16-Feb-18	20-Feb-18	-	-
SUNTV	EQ	5	Interim Dividend	16-Feb-18	20-Feb-18	-	-
GULFOILLUB	EQ	2	Interim Dividend Rs 4/- Per Share	16-Feb-18	20-Feb-18	-	-
ALKEM	EQ	2	Interim Dividend	16-Feb-18	20-Feb-18	-	-
ONGC	EQ	5	Interim Dividend	16-Feb-18	20-Feb-18	-	-
NATIONALUM	EQ	5	Interim Dividend	16-Feb-18	20-Feb-18	-	-
MOIL	EQ	10	Buyback	16-Feb-18	20-Feb-18	-	-

NEXT WEEK MAJOR ECONOMIC EVENTS

Time	Cur.	Imp.	Event	Forecast	Previous
Sunday, February 11, 2018					
All Day		Holiday	Japan - National Founding Day		
Monday, February 12, 2018					
All Day		Holiday	Brazil - Carnival		
All Day		Holiday	Japan - Holiday		
Tuesday, February 13, 2018					
All Day		Holiday	Brazil - Carnival		
All Day		Holiday	India - Mahashivratri		
3:00:00 PM	GBP		CPI (YoY) (Jan)	2.90%	3.00%
Wednesday, February 14, 2018					
All Day		Holiday	Brazil - Carnival		
5:20:00 AM	JPY		GDP (QoQ) (Q4)	0.20%	0.60%
12:30:00 PM	EUR		German GDP (QoQ) (Q4)	0.60%	0.80%
7:00:00 PM	USD		Core CPI (MoM) (Jan)	0.20%	0.30%
7:00:00 PM	USD		Core Retail Sales (MoM) (Jan)	0.50%	0.40%
7:00:00 PM	USD		Retail Sales (MoM) (Jan)	0.30%	0.40%
9:00:00 PM	USD		Crude Oil Inventories	3.189M	1.895M
Thursday, February 15, 2018					
All Day		Holiday	South Korea - Lunar New Year		
All Day		Holiday	China - Lunar New Year		
		Holiday	Hong Kong - Lunar New Year's Eve - Early close at 12:00		
6:00:00 AM	AUD		Employment Change (Jan)	9.0K	34.7K
7:00:00 PM	USD		Philadelphia Fed Manufacturing Index (Feb)	22	22.2
7:00:00 PM	USD		PPI (MoM) (Jan)	0.30%	-0.10%
Friday, February 16, 2018					
All Day		Holiday	Hong Kong - Lunar New Year		
All Day		Holiday	Singapore - Chinese New Year		
All Day		Holiday	South Korea - Lunar New Year		
All Day		Holiday	China - Lunar New Year		
3:00:00 PM	GBP		Retail Sales (MoM) (Jan)	0.30%	-1.50%
7:00:00 PM	USD		Building Permits (Jan)	1.300M	1.300M
Saturday, February 17, 2018					
All Day		Holiday	Singapore - Chinese New Year		

RESULT CALENDAR

Symbol	Result Date	Symbol	Result Date	Symbol	Result Date	Symbol	Result Date	Symbol	Result Date
ALANKIT	10-Feb-18	GAL	12-Feb-18	NRBBEARING	12-Feb-18	ASAHIINDIA	13-Feb-18	JINDWORLD	13-Feb-18
AMARAJABAT	10-Feb-18	GICRE	12-Feb-18	OMAXE	12-Feb-18	ASAHISONG	13-Feb-18	JMTAUTOLDT	13-Feb-18
AMBIKCO	10-Feb-18	GSFC	12-Feb-18	ORIENTABRA	12-Feb-18	ASTRAL	13-Feb-18	KGL	13-Feb-18
AMJLAND	10-Feb-18	GSKCONS	12-Feb-18	ORIENTALTL	12-Feb-18	AURIONPRO	13-Feb-18	KIRIINDUS	13-Feb-18
ASIANILES	10-Feb-18	GUFICBIO	12-Feb-18	ORIENTREF	12-Feb-18	AUTOAXLES	13-Feb-18	KOLTEPATIL	13-Feb-18
ATULAUTO	10-Feb-18	HANUNG	12-Feb-18	PARSVNATH	12-Feb-18	AXISCADES	13-Feb-18	KOPRAN	13-Feb-18
AUTOIND	10-Feb-18	HATHWAY	12-Feb-18	PENIND	12-Feb-18	BAJAJHIND	13-Feb-18	LYCOS	13-Feb-18
BHAGYANGR	10-Feb-18	HILTON	12-Feb-18	PFC	12-Feb-18	BALAJITELE	13-Feb-18	MANINFRA	13-Feb-18
COALINDIA	10-Feb-18	HINDMOTORS	12-Feb-18	PIONDIST	12-Feb-18	BBTC	13-Feb-18	MAWANASUG	13-Feb-18
KESORAMIND	10-Feb-18	HINDNATGLS	12-Feb-18	PIONEEREMB	12-Feb-18	BHANDARI	13-Feb-18	MAXINDIA	13-Feb-18
MEGH	10-Feb-18	HINDUJAVEN	12-Feb-18	PPAP	12-Feb-18	BIL	13-Feb-18	MINDAIND	13-Feb-18
NAHARCAP	10-Feb-18	HMT	12-Feb-18	PUNJABCHEM	12-Feb-18	BINDALAGRO	13-Feb-18	MINDTECK	13-Feb-18
NAHARPOLY	10-Feb-18	HONAUT	12-Feb-18	RAJESHXPO	12-Feb-18	BLS	13-Feb-18	MOTHERSUMI	13-Feb-18
NAHARSPING	10-Feb-18	HONDAPOWER	12-Feb-18	RAMANEWS	12-Feb-18	CANTABIL	13-Feb-18	MOTOGENFIN	13-Feb-18
PTC	10-Feb-18	HOVS	12-Feb-18	RUBYMILLS	12-Feb-18	CELEBRITY	13-Feb-18	MSPL	13-Feb-18
PURVA	10-Feb-18	HPL	12-Feb-18	RUCHISOYA	12-Feb-18	CENTUM	13-Feb-18	MTNL	13-Feb-18
SANGHIIND	10-Feb-18	IL&FSENGG	12-Feb-18	RUPA	12-Feb-18	CHAMBLFERT	13-Feb-18	NBCC	13-Feb-18
SARDAEN	10-Feb-18	INDHOTEL	12-Feb-18	SADBHAV	12-Feb-18	CLNINDIA	13-Feb-18	NDL	13-Feb-18
TRITURBINE	10-Feb-18	INDIANB	12-Feb-18	SAKUMA	12-Feb-18	CREST	13-Feb-18	NESCO	13-Feb-18
WONDERLA	10-Feb-18	INVENTURE	12-Feb-18	SANDESH	12-Feb-18	CRISIL	13-Feb-18	NMDC	13-Feb-18
63MOONS	12-Feb-18	IVP	12-Feb-18	SANGAMIND	12-Feb-18	CYBERTECH	13-Feb-18	ORISSAMINE	13-Feb-18
ABAN	12-Feb-18	JAYNECOIND	12-Feb-18	SCI	12-Feb-18	DATAMATICS	13-Feb-18	OSWALAGRO	13-Feb-18
ADHUNIKIND	12-Feb-18	JKIL	12-Feb-18	SHAKTIGAS	12-Feb-18	DBL	13-Feb-18	PANACEABIO	13-Feb-18
ADVANIHOTR	12-Feb-18	JKTYRE	12-Feb-18	SHIRPUR-G	12-Feb-18	DHARSUGAR	13-Feb-18	PARABDRUGS	13-Feb-18
AKSHOPTFBR	12-Feb-18	JSLHISAR	12-Feb-18	SUNFLAG	12-Feb-18	DLF	13-Feb-18	PBAINFRA	13-Feb-18
ALBERTDAVD	12-Feb-18	JYOTISTRUC	12-Feb-18	SURANACORP	12-Feb-18	DPSCLTD	13-Feb-18	PFS	13-Feb-18
ANANTRAJ	12-Feb-18	KAMDHENU	12-Feb-18	SURANAIND	12-Feb-18	EKC	13-Feb-18	POWERMECH	13-Feb-18
ANSALAPI	12-Feb-18	KANORICHEM	12-Feb-18	SURYALAXMI	12-Feb-18	EMCO	13-Feb-18	PRABHAT	13-Feb-18
ARIES	12-Feb-18	KECL	12-Feb-18	SURYAROSNI	12-Feb-18	FIEMIND	13-Feb-18	PRAKASHCON	13-Feb-18
ARIHANTSUP	12-Feb-18	KMSUGAR	12-Feb-18	SWANENERGY	12-Feb-18	FORTIS	13-Feb-18	PRESSMN	13-Feb-18
ASHAPURMIN	12-Feb-18	KOTHARIPRO	12-Feb-18	TGBHOTELS	12-Feb-18	GABRIEL	13-Feb-18	PROZONINTU	13-Feb-18
ATLANTA	12-Feb-18	KWALITY	12-Feb-18	TIDEWATER	12-Feb-18	GARWALLROP	13-Feb-18	PSB	13-Feb-18
BAFNAPHARM	12-Feb-18	LINDEINDIA	12-Feb-18	TNPL	12-Feb-18	GINNIFILA	13-Feb-18	RAMASTEEL	13-Feb-18
BANKINDIA	12-Feb-18	LUMAXTECH	12-Feb-18	TREEHOUSE	12-Feb-18	GMRINFRA	13-Feb-18	RPPINFRA	13-Feb-18
BARTRONICS	12-Feb-18	LYKALABS	12-Feb-18	TRIL	12-Feb-18	GODFRYPHLP	13-Feb-18	RSWM	13-Feb-18
BFINVEST	12-Feb-18	MADHAV	12-Feb-18	TRIVENI	12-Feb-18	GOLDINFRA	13-Feb-18	SABTN	13-Feb-18
BFUTILITIE	12-Feb-18	MADRASFERT	12-Feb-18	TVSSRICHA	12-Feb-18	GSS	13-Feb-18	SAMBHAAV	13-Feb-18
BGLOBAL	12-Feb-18	MAHASTEEL	12-Feb-18	UFO	12-Feb-18	GTINFRA	13-Feb-18	SCHNEIDER	13-Feb-18
BRITANNIA	12-Feb-18	MANGALAM	12-Feb-18	UNITEDBNK	12-Feb-18	GUJAPOLLO	13-Feb-18	SHALPAINTS	13-Feb-18
BSELINFRA	12-Feb-18	MANINDS	12-Feb-18	VETO	12-Feb-18	HIRECT	13-Feb-18	SHILPAMED	13-Feb-18
BYKE	12-Feb-18	MARKSANS	12-Feb-18	VISAKAIND	12-Feb-18	HUBTOWN	13-Feb-18	SNOWMAN	13-Feb-18
CAREERP	12-Feb-18	MAYURUNIQ	12-Feb-18	ZUARI	12-Feb-18	INDIAGLYCO	13-Feb-18	SRSLTD	13-Feb-18
CGPOWER	12-Feb-18	MCDHOLDING	12-Feb-18	ZUARIGLOB	12-Feb-18	INDOWIND	13-Feb-18	STERTOOLS	13-Feb-18
CORPBANK	12-Feb-18	MEGASOFT	12-Feb-18	AZZINFRA	13-Feb-18	INDSWFTLTD	13-Feb-18	SUNDRMBRAK	13-Feb-18
DCMFINSERV	12-Feb-18	MEP	12-Feb-18	AARTIDRUGS	13-Feb-18	INDTERRAIN	13-Feb-18	TERASOFT	13-Feb-18
DOLLAR	12-Feb-18	MIC	12-Feb-18	ADFFOODS	13-Feb-18	INFINITE	13-Feb-18	TIL	13-Feb-18
EDL	12-Feb-18	MINDACORP	12-Feb-18	ALLCARGO	13-Feb-18	INGERRAND	13-Feb-18	TVVISION	13-Feb-18
EXCEL	12-Feb-18	MMTC	12-Feb-18	AMRUTANJAN	13-Feb-18	IOB	13-Feb-18	UJAAS	13-Feb-18
FINCABLES	12-Feb-18	MURUDCERA	12-Feb-18	ANSALHSG	13-Feb-18	ITDC	13-Feb-18	UNITECH	13-Feb-18
FINPIPE	12-Feb-18	NHPC	12-Feb-18	APOLLO	13-Feb-18	ITI	13-Feb-18	VADILALIND	13-Feb-18
GAIL	12-Feb-18	NITINFIRE	12-Feb-18	ARROWGREEN	13-Feb-18	JAMNAAUTO	13-Feb-18	VASCONEQ	13-Feb-18

RESULT CALENDAR

Symbol	Result Date	Symbol	Result Date	Symbol	Result Date	Symbol	Result Date
VHL	13-Feb-18	CCCL	14-Feb-18	JBMA	14-Feb-18	SGL	14-Feb-18
VIPULLTD	13-Feb-18	CIMMCO	14-Feb-18	JETAIRWAYS	14-Feb-18	SHILPI	14-Feb-18
VMART	13-Feb-18	COX&KINGS	14-Feb-18	JINDALPHOT	14-Feb-18	SIMPLEX	14-Feb-18
VOLTAMP	13-Feb-18	CRANESSOFT	14-Feb-18	JINDALPOLY	14-Feb-18	SIMPLEXINF	14-Feb-18
WALCHANNAG	13-Feb-18	DAMODARIND	14-Feb-18	JINDCOT	14-Feb-18	SORILINFRA	14-Feb-18
WELSPUNIND	13-Feb-18	DBREALTY	14-Feb-18	JSL	14-Feb-18	SPECIALITY	14-Feb-18
XCHANGING	13-Feb-18	DENABANK	14-Feb-18	KCP	14-Feb-18	SUNPHARMA	14-Feb-18
8KMILES	14-Feb-18	DHANUKA	14-Feb-18	KOHINOOR	14-Feb-18	SURYAJYOTI	14-Feb-18
ABHISHEK	14-Feb-18	DIAPOWERR	14-Feb-18	LAKSHMIEFL	14-Feb-18	TALBROAUTO	14-Feb-18
ADHUNIK	14-Feb-18	DONEAR	14-Feb-18	LML	14-Feb-18	TATAPOWER	14-Feb-18
AGRITECH	14-Feb-18	DPL	14-Feb-18	LOVABLE	14-Feb-18	TECHIN	14-Feb-18
AHLUCONT	14-Feb-18	DTIL	14-Feb-18	MANDHANA	14-Feb-18	THIRUSUGAR	14-Feb-18
ALBK	14-Feb-18	EMAMIINFRA	14-Feb-18	MANGTIMBER	14-Feb-18	VESUVIUS	15-Feb-18
ALCHEM	14-Feb-18	ENDURANCE	14-Feb-18	MASKINVEST	14-Feb-18	VBL	16-Feb-18
APOLLOHOSP	14-Feb-18	ESSARSHPNG	14-Feb-18	MERCATOR	14-Feb-18		
ARCHIDPLY	14-Feb-18	ESSDEE	14-Feb-18	MOHOTAIND	14-Feb-18		
ARIHANT	14-Feb-18	FCL	14-Feb-18	MOSERBAER	14-Feb-18		
AUTOLITIND	14-Feb-18	FEDDERELEC	14-Feb-18	MTEUCARE	14-Feb-18		
AUTORIDFIN	14-Feb-18	GAMMNINFRA	14-Feb-18	MUKANDENGG	14-Feb-18		
BALKRISIND	14-Feb-18	GANESHHOUC	14-Feb-18	NAHARINDUS	14-Feb-18		
BALLARPUR	14-Feb-18	GDL	14-Feb-18	NATHBIOGEN	14-Feb-18		
BALPHARMA	14-Feb-18	GITANJALI	14-Feb-18	NCC	14-Feb-18		
BANCOINDIA	14-Feb-18	GLOBUSSPR	14-Feb-18	NDTV	14-Feb-18		
BHARATWIRE	14-Feb-18	GODREJIND	14-Feb-18	NELCAST	14-Feb-18		
BHUSANSTL	14-Feb-18	GOENKA	14-Feb-18	NITCO	14-Feb-18		
BLUEBLENDS	14-Feb-18	GOKULAGRO	14-Feb-18	NLCINDIA	14-Feb-18		
BPL	14-Feb-18	GOLDTECH	14-Feb-18	NSIL	14-Feb-18		
BRFL	14-Feb-18	GOODLUCK	14-Feb-18	NUTEK	14-Feb-18		
BRNL	14-Feb-18	GRASIM	14-Feb-18	ORIENTLTD	14-Feb-18		
BROOKS	14-Feb-18	GTPL	14-Feb-18	PANORAMUNI	14-Feb-18		
BSL	14-Feb-18	GUJNRECOKE	14-Feb-18	PATELENG	14-Feb-18		
BSLIMITED	14-Feb-18	GUJNREDVR	14-Feb-18	PETRONENGG	14-Feb-18		
BURNPUR	14-Feb-18	GVKPII	14-Feb-18	PFOCUS	14-Feb-18		
CAMLINFINE	14-Feb-18	HDIL	14-Feb-18	PGEL	14-Feb-18		
CARBORUNIV	14-Feb-18	HERCULES	14-Feb-18	PGIL	14-Feb-18		
RANASUG	14-Feb-18	HINDCOMPOS	14-Feb-18	PHOENIXLTD	14-Feb-18		
RELIGARE	14-Feb-18	ICIL	14-Feb-18	PNCINFRA	14-Feb-18		
RENUKA	14-Feb-18	ICSA	14-Feb-18	PODDARHOUS	14-Feb-18		
REPCOHOME	14-Feb-18	IGPL	14-Feb-18	PRAENG	14-Feb-18		
RESPONIND	14-Feb-18	IMPEXFERR	14-Feb-18	PRATIBHA	14-Feb-18		
RJL	14-Feb-18	INFIBEAM	14-Feb-18	PRISMCEM	14-Feb-18		
RKDL	14-Feb-18	IVRCLINFRA	14-Feb-18	WELENT	14-Feb-18		
RMCL	14-Feb-18	JAICORPLTD	14-Feb-18	ZANDUREALT	14-Feb-18		
TIMETECHNO	14-Feb-18	UTTAMSUGAR	14-Feb-18	ROLTA	14-Feb-18		
TULSI	14-Feb-18	VALECHAENG	14-Feb-18	RUCHINFRA	14-Feb-18		
TWL	14-Feb-18	VARDMNPOLY	14-Feb-18	SAKHTISUG	14-Feb-18		
UNIPLY	14-Feb-18	PUNJLLOYD	14-Feb-18	SANCO	14-Feb-18		
UNITY	14-Feb-18	PVP	14-Feb-18	SATIN	14-Feb-18		
VICEROY	14-Feb-18	VIKASECO	14-Feb-18	SETCO	14-Feb-18		
VIDHIING	14-Feb-18	VIVIMEDLAB	14-Feb-18	TIIL	14-Feb-18		



Address:

4th Floor, Baid House, 1, Tara Nagar,
Ajmer Road, Jaipur - 302006,

Tel. Ph. 0141- 4050515

Email- research@tradeswift.net

SEBI Reg. No. : INB 231248536/ INB 011248532/INE 261248536 NSE Code No. : 12485, BSE Code No. : 6284, MCX SX Code No.: 47000, FMC Reg. No. : NCDEX/TCM/Corp/0278, NCDEX TM ID: 00142, FMC Reg. No. : MCX/TCM/Corp/0853, MCX TM ID: 10790

Disclaimer:

This Document has been prepared by Tradeswift Broking Pvt. Ltd., for use by the recipient only and not for circulation. The information and opinions contained in the document have been compiled from sources believed to be reliable. Tradeswift Broking Pvt. Ltd., does not warrant its accuracy, completeness and correctness. This report is for your guidance only. Tradeswift Broking Pvt. Ltd. Or any of its director/employee/signatories or any other person will not be responsible for any trade done based on the report mentioned above. Tradeswift Broking Pvt. Ltd has no personal trading interest in any of the scrips detailed above. Trading in commodities is facilitated through associate companies : Tradeswift Commodities Private Limited (NCDEX) and Tradeswift Derivatives Private Limited (MCX)